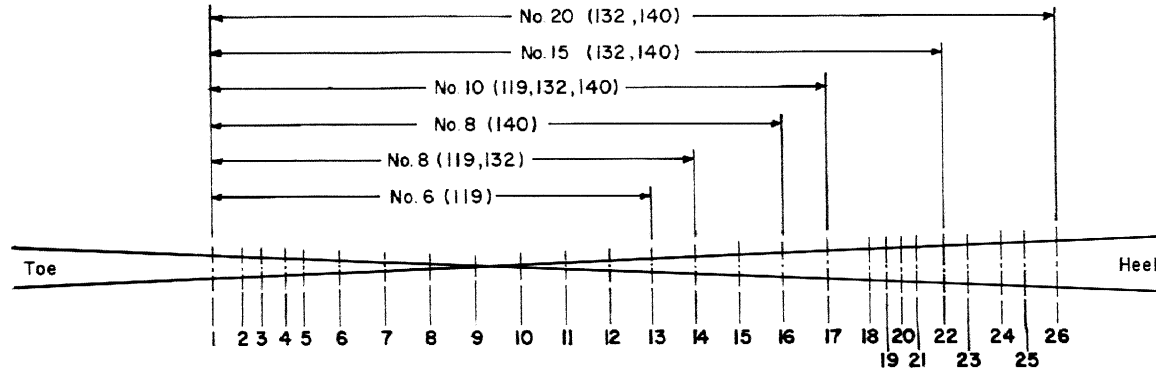


Revisions
 "B" - Oct., 1982
 C - Sept., 1985
 D - May, 1986
 E - Sept., 1986
 F - Sept., 1994

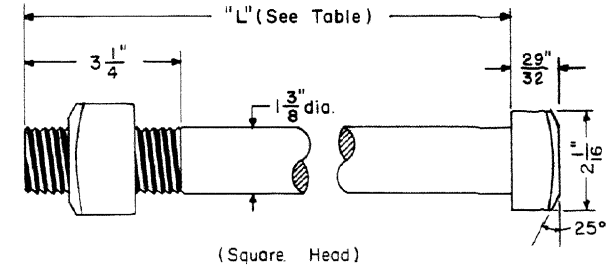


BOLT LOCATIONS

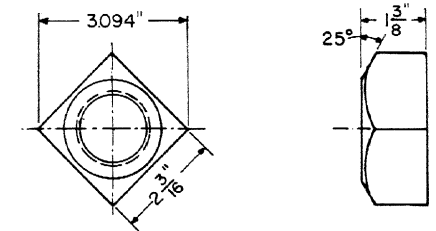
ACCOUNT AND REFERENCE NUMBERS

BOLT LENGTH	● 1 3/8" DIA.	● 1 1/4" DIA.
9"	01-189206	01-175205
10"	01-189909	01-175908
11"	01-190600	01-176609
12"	01-191301	01-177300
13"	01-192002	01-178001
14"	01-192705	01-178704
15"	01-193406	01-179405
16"	01-194107	01-180106
17"	01-194800	01-180809
18"	01-195500	01-181500
19"	01-196201	01-182201
20"	01-196904	01-182904

BOLT LENGTHS



FROG BOLT



SQUARE NUT


FROG NO.	RAIL SECT.	PLAN NO.	BOLTS NUMBERED IN ORDER FROM TOE TO HEEL OF FROG																									
			1	2	3	4	5	6	7	8	9	10	11	12	13	14	15	16	17	18	19	20	21	22	23	24	25	26
			LENGTH "L" UNDER HEAD (INCHES)																									
6	119	74150-()	12	10	10	12	15	15	14	15	16	18	19	20	12													
8	119	74152-()	11	11	10	13	15	16	15	15	16	17	18	19	20	12												
	132	74160-()	12	11	11	13	15	16	15	15	16	17	18	19	20	11												
	140	74140-()	11	11	11	12	14	15	15	16	17	18	19	20	20	11	13	14										
10	119	74154-()	11	11	11	12	14	16	15	14	15	16	17	18	19	19	11	11	12									
	132	74161-()	11	11	11	12	14	16	15	15	15	16	17	18	19	19	11	12	12									
	140	74141-()	11	11	11	12	14	15	15	15	16	17	18	19	20	20	11	13	13									
15	119	74156-()	11	11	11	10	10	11	13	16	17	18	16	15	16	17	18	18	19	19	19	10	11	11				
	132	74160-()	11	11	11	10	10	12	13	16	17	18	16	15	16	17	18	18	19	19	19	10	11	13				
	140	74156-()	12	11	10	11	12	14	16	17	18	16	15	16	17	18	18	19	19	19	20	11	11	13				
20	132	74163-()	11	11	10	10	10	13	15	16	16	17	18	16	15	15	16	17	18	18	19	19	19	10	10	11	11	12
	140	74158-()	11	11	10	10	10	13	15	16	16	17	18	16	15	15	16	17	18	18	19	19	19	10	10	11	11	12


NOTES

- 1 - All bolts, nuts and spring washers to be thoroughly coated with a metal preservative, approved by the Chief Engineer.
- 2 - Bolts and nuts shall conform to current Conrail MW 184 Specs. and details on this plan. All threads to be cut threads
- 3 - All nuts to be free fit and Medium Carbon Steel. Spring washers shall conform to current Conrail MW 186 Specs.
- 4 - Bolts for frogs heavier than 110-lb rail shall be 1 3/8 dia. Bolts for frogs 110-lb and lighter shall be 1 1/4 dia.

CONRAIL 71501-F

STANDARD
REPLACEMENT BOLTS
 FOR RBM FROGS
 OCTOBER, 1979


 Chief Engineer - Maintenance of Way


 Chief Engineering Officer