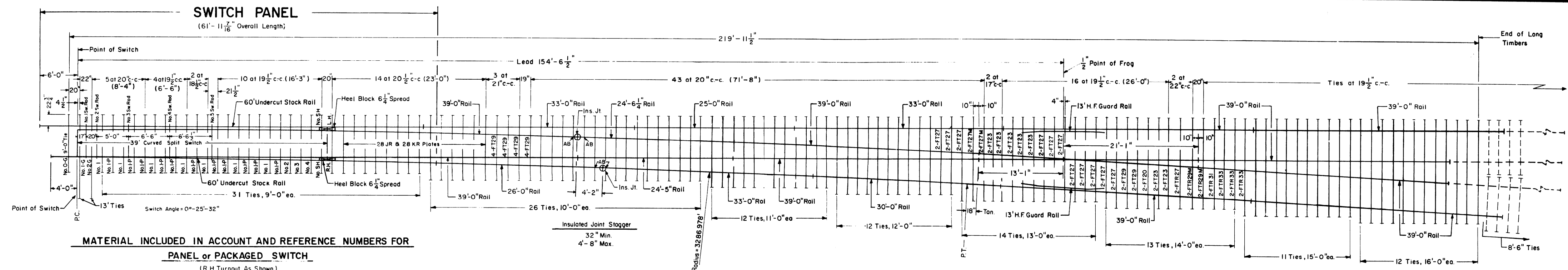


This Plan supersedes Plan 66535-A dated Feb., 1971



MATERIAL INCLUDED IN ACCOUNT AND REFERENCE NUMBERS FOR PANEL or PACKAGED SWITCH
(R.H. Turnout As Shown)

PACKAGED SWITCH	PANEL SWITCH	DESCRIPTION	ACCOUNT AND REFERENCE NO.
01-842093 R.H.	01-814589 R.H.	● 39'-0" Switch Points, Double Reinforcing (I-R.H. curved, I-L.H. straight) C.R. Plan 73191-(-)	See Note No. 1
01-842101 L.H.	01-814605 L.H.	● 60'-0" Undercut Stock Rails (I-R.H. curved, I-L.H. straight) C.R. Plan 73062-(-)	See Note No. 4
2	2	lea. No. 1 & No. 5 with Baskets, Nos. 2, 3 & 4 Vertical Switch Rods - Insulated. C.R. Plan 73514-(-)	See Note No. 2
3	3	lea. Nos. 0-G, I-G & 2-G Insulated Gage Plates	See Note No. 3
14	14	No. 1 Adjustable Brace Slide Plate	01-526100
2	2	No. 2 " " " "	01-526126
2	2	No. 3 " " " "	01-526134
22	22	No. 1-P Shoulder Slide Plate	01-526118
2	2	No. 4 " " " "	01-526142
2	2	No. 5H Heel Plate (I-R.H. & I-L.H.)	L.H. 01-504644; R.H. 01-504651
2	2	Heel Block Assemblies (I-R.H. & I-L.H.) C.R. Plan 73515-(-)	L.H. 01-101151; R.H. 01-101144
22	22	Adjustable Rail Brace C.R. 73515-(-)	01-250354
28 ea.	* 28 ea.	JR & KR Twin Tie Plates. C.R. Plan 72202-(-)	JR 01-537800; KR 01-538501
—	32	9'-0" Switch Ties	05-061500
—	1	10'-0" " "	05-062508
—	2	13'-0" Headblock Ties (shipped loose)	05-065501
—	253	5/8" x 6" A.R.E.A. Spikes	01-781428
72	72	Cone Neck Drive Spikes 3/4" x 6"	01-754009
—	76	Rail Anchors	01-017704
28	28	Joint Bars C.R. Plan 71147-(-)	01-057609

● - These items to be opposite hand for a L.H. Turnout.
 * - 18 JR and 18 KR Plates spiked in place
 - 10 JR and 10 KR Plates shipped loose.

ADDITIONAL MATERIAL REQUIRED WITH PANEL or PACKAGED SWITCH TO COMPLETE A TURNOUT

QUANTITY	DESCRIPTION	ACCOUNT and REFERENCE NOS.
1	No. 20 RBM Frog C.R. Plan 74163-(-)	Less Plates 01-334752 With Plates 01-334786
2	13'-0" Hook Flange Guard Rail C.R. Plan 71810-(-)	01-552536
2	FT-20	01-489218
14	FT-23	01-489226
22	FT-27	01-489200
4	FT-27 Modified	01-489408
20	FT-29	01-489127
2	FTR-27	01-489457
4	FTR-29 Modified	01-489432
2	FTR-31	01-489374
6	FTR-33	01-489382
292	Tie Plates C.R. Plan 72022-(-)	01-534302
2	Insulated Joints C.R. Plan 71372-(-)	Inst. Only 01-380289; W/Inst. 01-444205
1130	5/8" x 6" A.R.E.A. Spikes	01-781428
4	Abrasion Plates	01-476900
84	1/8" x 5 3/4" Track Bolts, spring washers & nuts	Washer 01-875903; B & N 01-231537

RAILS, INCLUDED IN ACC'T. & REF. NOS. FOR PANEL or PACKAGED SWITCH

QUANTITY	RAIL LENGTHS
10	39'-0" Rail
3	33'-0" Rail
1	30'-0" Rail
1	26'-0" Rail
1	25'-0" Rail
1	24'-6 1/4" Rail
1	24'-5" Rail

TIMBER SHIPPED WITH PANEL SWITCH

TIMBER LENGTHS	9'-0"	10'-0"	11'-0"	12'-0"	13'-0"	14'-0"	15'-0"	16'-0"
ACC'T. & REF. NO.	05-061500	05-062508	05-063506	05-064504	05-065501	05-066509	05-067507	05-068505
PANEL SWITCH	32	1	—	—	2	—	—	—

ADDITIONAL TIMBER TO COMPLETE TURNOUT

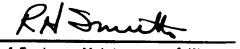
TIMBER LENGTHS	9'-0"	10'-0"	11'-0"	12'-0"	13'-0"	14'-0"	15'-0"	16'-0"
TURNOUT	0	25	12	12	14	13	11	12


NOTES

- 39'-0" Switch Points - Account and Reference Numbers
 R.H. curved 01-650983 } For L.H. Turnout
 L.H. straight 01-650959 }
 R.H. straight 01-650934 } For R.H. Turnout
 L.H. curved 01-650991 }
- Vertical Switch Rods - Insulated - Account and Reference Numbers
 No. 1 rod with basket -- 01-710829
 No. 2 rod -- 01-710837
 No. 3 rod -- 01-710845
 No. 4 rod -- 01-710852
 No. 5 rod with basket -- 01-710860
- Gage Plates - Insulated - Account and Reference Numbers
 No. 0-G plate -- 01-504057
 No. 1-G plate -- 01-504065
 No. 2-G plate -- 01-504073
- 60'-0" Undercut stock rails (straight) for replacement
 Account and Reference No. 08-455501, as per C.R. Plan 73062-(-).
- All rail ends to be end hardened.

6- 3/4" x 6" Cone Neck Drive Spike are for use in circular holes in plates.

CONRAIL 73195-A
 STANDARD
NO. 20 TURNOUT
RAIL and TIE LAYOUT FOR
BOLTED TRACK - 132RE RAIL
 JULY, 1979


 Chief Engineer - Maintenance of Way


 Chief Engineering Officer