

**MATERIAL INCLUDED IN ACCOUNT AND REFERENCE NUMBER FOR  
 PACKAGED SWITCH, PANEL SWITCH or PANEL TURNOUT**

(R.H. Turnout As Shown)

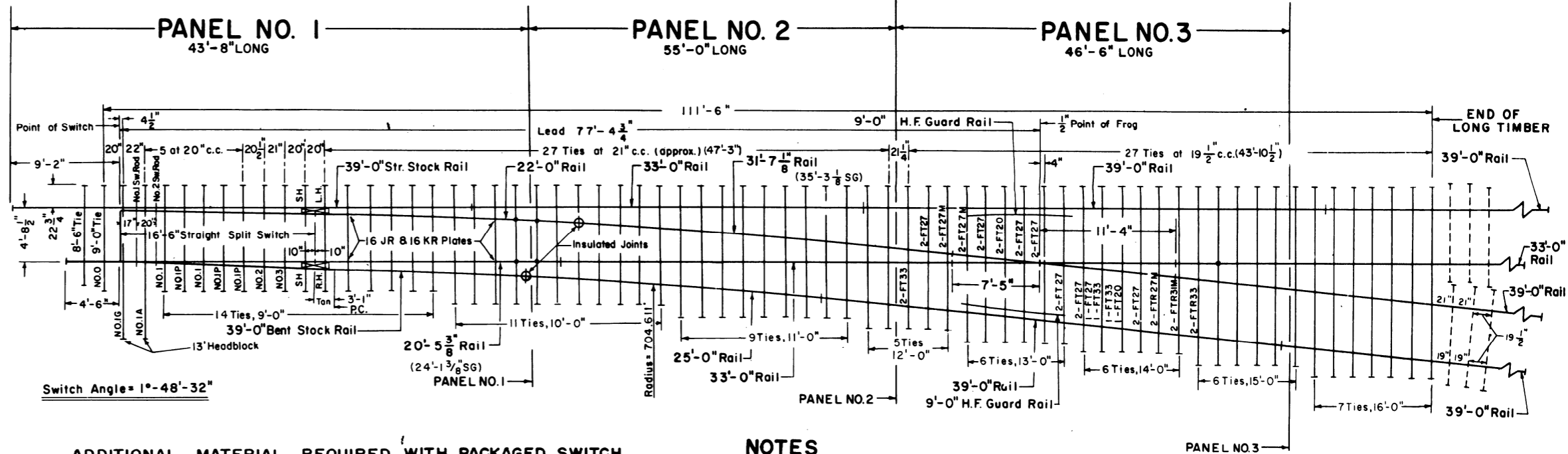
PACKAGED SWITCH ▲ OI-841558-RH OI-841541-LH		PANEL SWITCH ▲ OI-814142-RH OI-814134-LH		PANEL TURNOUT ▲ OI-864444-RH OI-864451-LH		DESCRIPTION	ACCOUNT AND REFERENCE NO.
SG	RBM	SG	RBM	SG	RBM		
						● This item to be opposite hand for a L.H. Turnout	
2	2	2	2	2	2	16'-6" Switch Points, Double Reinforcing C.R. Plan 73170-1	See Note No. 1
2	2	2	2	2	2	● 39'-0" Undercut Stock Rail (I.R.H. Bent, I.L.H. Straight)	See Note No. 2
1	1	1	1	1	1	No. 1-G Insulated Gage Plate	OI-503752
2	2	2	2	2	2	No. 0 Adjustable Brace Slide Plate	OI-507357
2	2	2	2	2	2	No. 1-A " " " " " "	OI-514916
4	4	4	4	4	4	No. 1 " " " " " " C.R. Plan 73501-1	OI-513512
2	2	2	2	2	2	No. 2 " " " " " "	OI-517018
6	6	6	6	6	6	No. 1-P Shoulder Slide Plate	OI-515616
2	2	2	2	2	2	No. 3 " " " " " "	OI-519816
2	2	2	2	2	2	No. SH Heel Plate (I.R.H. & I.L.H.) R.H. OI-504529, L.H. OI-504503	
2	2	2	2	2	2	lea. No. 1 with Basket, No. 2 Horizontal Switch Rods C.R. Plan 73521-1	See Note No. 3
12	12	12	12	12	12	Adjustable Rail Brace C.R. Plan 73602-1	OI-246816
2	2	2	2	2	2	Heel Block Assemblies (I.R.H. & I.L.H.) C.R. Plan 73602-1 L.H. OI-092368; R.H. OI-092319	
16ea.	16ea.	16ea.	16ea.	16ea.	16ea.	JR & KR Twin Tie Plates C.R. Plan 72202-1 JR OI-537800; KR OI-538501	
32	32	32	32	32	32	Cone Neck Drive Spikes 3/4" x 6"	OI-754009
-	-	52	52	196	176	Rail Anchors	OI-016607
-	-	204	204	808	833	5/8" x 6" A.R.E.A. Spikes	OI-781428
-	-	3	3	153	141	Tie Plates C.R. Plan 72011-1	OI-531217
5	5	5	5	5	5	Abrasion Plates	OI-476215
14	20	14	20	14	20	Joint Bars C.R. Plan 71146-1	OI-044904
-	-	-	-	36	60	1" x 5 1/2" Track Bolts Bolts & Nuts OI-229101; Washers OI-875200	
-	-	-	-	-	2	9'-0" Hook Flange Guard Rail C.R. Plan 71810-1	OI-550506
-	-	-	-	-	1	No. 10 RBM Frog C.R. Plan 74154-1 W/Plates OI-319217; L/Plates OI-319209	
-	-	-	-	1	-	No. 10 Self-Guarded Frog C.R. Plan 74159-1 W/Plates OI-341138; L/Plates OI-341088	
-	-	-	-	1	1	Set of Frog Tie Plates (See list of Conrail Material)	Various
5	5	5	5	5	5	Altered Plates (Marked † on layout Plan)	

▲ See Note No. 4

■ Insulated Joints must be ordered separately for Panel Turnout, per CR Plan 71364-1. Ref. No. OI-451408

**TIMBER SHIPPED WITH PANEL SWITCH or PANEL TURNOUT**

TIMBER LENGTH	8'-6"	9'-0"	10'-0"	11'-0"	12'-0"	13'-0"	14'-0"	15'-0"	16'-0"
ACC'T. & REF.	05-042005	05-061500	05-062508	05-063506	05-064504	05-065501	05-066509	05-067507	05-068505
PANEL TURNOUT	1	15	11	9	5	8	6	6	7
PANEL SWITCH	1	15	4	-	-	2	-	-	-
PACKAGED SWITCH	-	-	-	-	-	-	-	-	-



**ADDITIONAL MATERIAL REQUIRED WITH PACKAGED SWITCH  
 or PANEL SWITCH TO COMPLETE A TURNOUT**

PACKAGED SWITCH		PANEL SWITCH		DESCRIPTION	ACCOUNT AND REFERENCE NO.
SG	RBM	SG	RBM		
808	833	604	629	5/8" x 6" A.R.E.A. Spikes	OI-781428
153	141	150	139	Tie Plates C.R. Plan 72011-1	OI-531217
2	2	2	2	Insulated Joints C.R. Plan 71364-1 Insl. Only OI-380040; W/Insl. OI-451408	
36	60	36	60	1" x 5 1/2" Track Bolts Bolts & Nuts OI-229101; Washers OI-875200	
-	2	-	2	9'-0" Hook Flange Guard Rail C.R. Plan 71810-1	OI-550506
-	1	-	1	No. 10 RBM Frog C.R. Plan 74154-1 W/Plates OI-319217; L/Plates OI-319209	
1	-	1	-	No. 10 Self-Guarded Frog C.R. Plan 74159-1 W/Plates OI-341138; L/Plates OI-341088	
2	-	2	-	FT 23	OI-489226
6	-	6	-	FT 23	OI-489317
4	15	4	15	FT 27 Frog Tie Plates	OI-489200
-	4	-	4	FT 27 Modified C.R. Plan 72105-1	OI-489408
6	-	6	-	FT 27	OI-489325
-	2	-	2	FTR 27 Modified	OI-489424
2ea.	-	2ea.	-	FTR 29 & FTH 23 Modified FTR 29 OI-489366; FTH 23 Mod. OI-489416	
2ea.	-	2ea.	-	FTR 31 & FT 23 Modified FT 23 Mod. OI-489390; FTR 31 OI-489374	
-	2	-	2	FTR 31 Modified	OI-489440
2ea.	-	2ea.	-	FTH 31 & FT 31 FT 31 OI-489234; FTH 31 OI-489333	
-	3	-	3	FT 20	OI-489218
2	2	2	2	FTR 33	OI-489382
-	4	-	4	FT 33	OI-489242

**NOTES**

- 1- 16'-6" Switch Points-Account and Reference Numbers R.H. OI-651577 L.H. OI-651585
- 2- 60'-0" Undercut Stock Rail Account and Reference Number No Hand-- 08-417709 (To be ordered as a replacement as per CR Plan 73062-1)
- 3- Horizontal Switch Rods-Insulated-Account and Reference Nos. No. 1 rod with basket- OI-698479 No. 2 rod----- OI-698487
- 4- Account and Reference Numbers given are for use with an RBM Frog. When using a Self-Guarded Frog, the following Account / Reference Nos. are to be used:  
 Panel Turnout--- OI-864428- R.H.  
 OI-864436- L.H.  
 Panel Switch---- OI-814209- R.H.  
 OI-814217- L.H.  
 Packaged Switch-- OI-841574- R.H.  
 OI-841566- L.H.
- 5- All rail ends to be End Hardened.
- 6- 3/4" x 6" Cone Neck Drive Spike are for use in circular holes in plates.

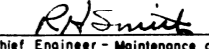

**RAILS, INCLUDED IN ACCOUNT & REFERENCE NUMBERS, FOR PANEL TURNOUT, PANEL or PACKAGED SWITCH**

SG	RBM	LENGTH
-	1	20'-5 3/8"
1	1	22'-0"
1	-	24'-1 3/8"
1	1	25'-0"
-	1	31'-7 1/8"
3	3	33'-0"
1	-	35'-3 1/8"
5	5	39'-0"

**CONRAIL 73197-B**

STANDARD  
**NO. 10 TURNOUT  
 RAIL and TIE LAYOUT FOR  
 BOLTED TRACK- 119 R.E. RAIL**

JULY, 1979

 Chief Engineer - Maintenance of Way  
 Chief Engineering Officer

This Plan supercedes Plan No. 66517-A dated October 1978