
ConRail

MAINTENANCE PROGRAM

AND

TRACK CHART

WESTERN
REGION

CLEVELAND
DIVISION

CORRECT TO 1-1-76.....

<u>NAME</u>	<u>BETWEEN</u>	<u>M.P. TO M.P.</u>	<u>CODE</u>
MAIN (BFLO. TO CHGO.)	BAY VIEW & BEREA	8.2 - 194.3	3500
MAIN (ALLIANCE TO CLEV.)	TWIN & SENECA (DB)	102.0 - 123.3	3512
CLARK BRANCH	DB & CLARK	9.2 - 12.9	3534
CLEVELAND SHORT LINE BR.	COLLINWOOD & SHORT LINE JCT.	0.0 - 17.9	3531
CROWN SECONDARY	TWIN & CROWN (CHRYSLER YARD)	0.0 - 2.4	3537
C.U.T. BRANCH	COLLINWOOD (QD) AND BEREA (BE)	0.0 - 22.3	3532
DUNKIRK BRANCH	FORESTVILLE & DUNKIRK	450.0 - 459.5	6551
*ERIE YARD BRANCH	ERIE & ELM	0.0 - 2.9	3515
HARVARD CONNECTION	MILL & WHITE	0.0 - 1.8	3541
*KINGSBURY BRANCH	CLEVELAND, OHIO		3539
*ORANGE SECONDARY TRACK	BUCKEYE RD. & KINGSBURY YD.	0.0 - 1.5	3536
*SILVER PLATE BRANCH	CLEVELAND, OHIO		3538

* No CHART

5

PROGRAM LEGEND

DATE OF CONDITION PRECEDES CODE (If Known)
 CONDITIONS C O D E S

GRINDING	(No. of Passes)
WELDING	E = Electric TW = Thermit Weld G = Gas
SURFACING	Machines M = Matisa R = Railway Maint. Corp. W = McWilliams J = Jackson P = Pullman (Mainly on Branch Lines) P = Plasser E = Electromatic EM = Electromatic & Electromatic Jr. T = Tamper
TIES	(Year Installed Only) ST = SAFETY TIES
BARS	HF & HFT = Head Free Toeless Other Types HFF = Head Free Flange K4 WC = Crowned Oversize K6 W = Oversized K8 S = Short Bar or 24" Bar K24 SH = Second Hand
RAIL	W = Welded (Designated by Cross-Hatching) P = Fit C = Cropped M = Modified MM = Med. Mang T = Transposed
(See Note Below)	
BAL. CLEANING	S = Speno L = Loram B = Brownhoist P = Pullman N = Nordberg M = Mannix
JOINT STRAIGHTENER	(Year Worked On)

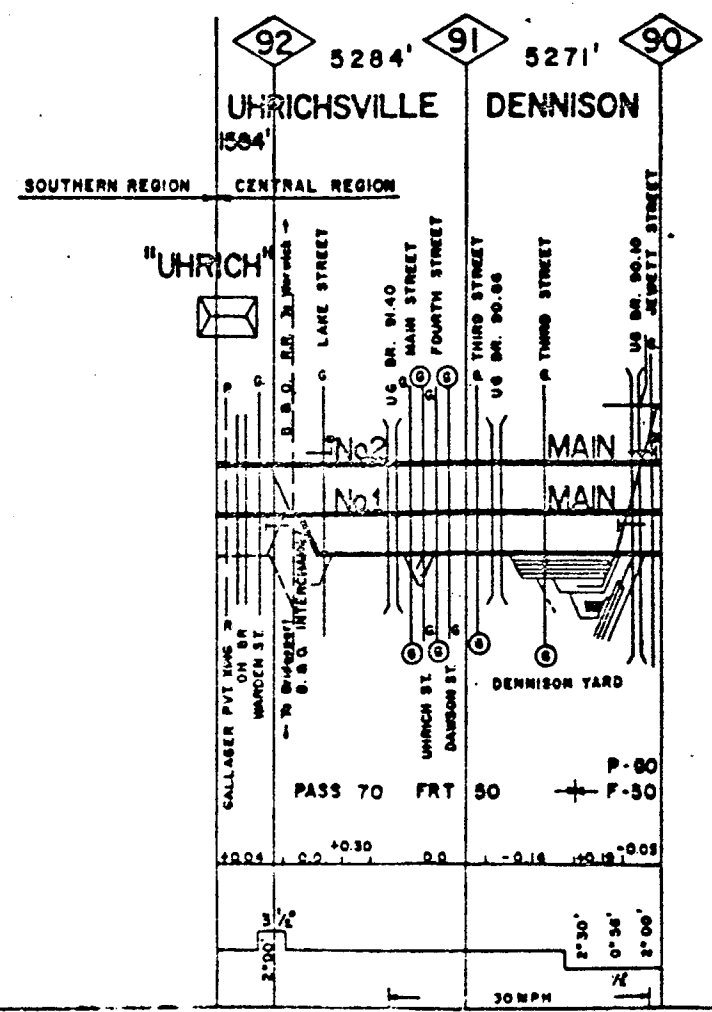
NOTE: On rail weights of over 100 lbs., the number 1 is dropped.
EXAMPLE: 140 lbs. would be written 40.
 The rail weights will precede the year of rail.
EXAMPLE: 131 - 1942 would be written 31-42.
 Welded rail will be followed with the letter "W".
EXAMPLE: 40-68W.

MAINTENANCE PROGRAMMED WORK TO BE DONE THIS YEAR IS DESIGNATED WITH DASHED LINES.

CHART LEGEND

INTERLOCKING TOWER		YARD LIMIT BOARD	
INTERLOCKING		TUNNEL	
BLOCK STATION		OVERHEAD BRIDGE	
BLOCK LIMIT STATION		UNDERGRADE BRIDGE	
REMOTE CONTROLLED SWITCHES		POSITION LIGHT SIGNAL	
TRAIN ORDER DELIVERY STAFF		DRAWING EQUIPMENT DETECTOR	
PUBLIC ROAD XING (GRADE)		SPRING SWITCHES	
" " " " With Flashers		HOT BOX DETECTOR (Pointing direction of traffic)	
" " " " With Flashers & Gates		STATE, COUNTY & TOWNSHIP LINES	
" " " " With Watchman		TELEPHONE (Booth or Box)	
PRIVATE ROAD XING (GRADE)		CURVE LUBRICATOR	

TYPICAL CHART



CENTRAL REG. MAIN LINE PGH.-ST.L. MP 90.0-MP 92.3 2-2-06

6

GRINDING	
WELDING	
SURFACING	74E
TIES	71
BAR	45
RAIL	274SRH
RAIL - CLEAN	
JOINT STR.	71

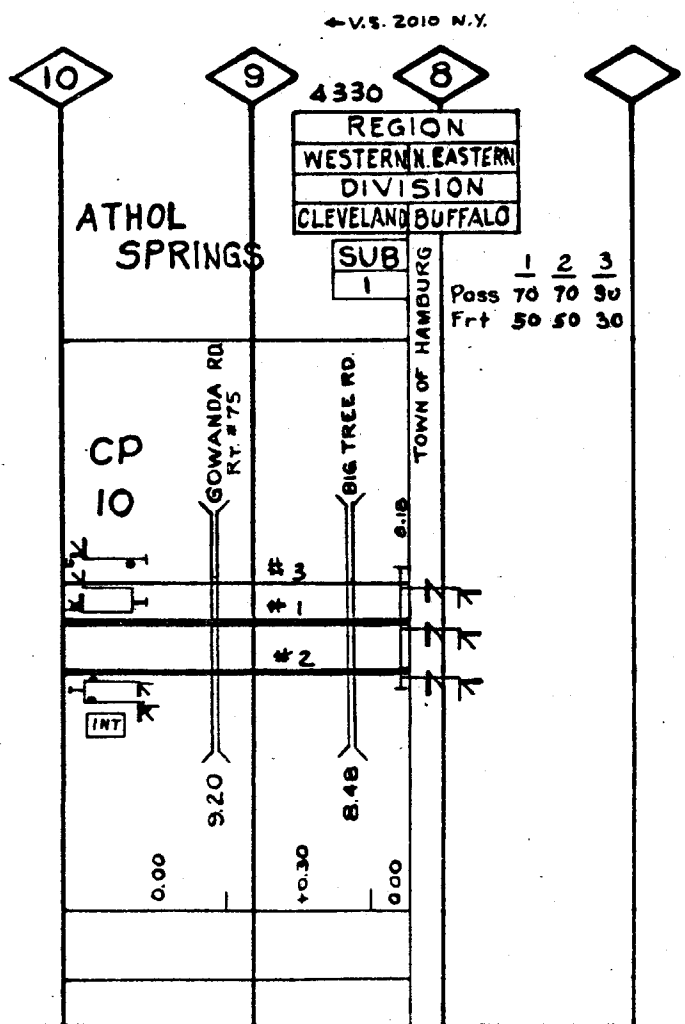
003

GRINDING		63 (1)
WELDING		66E
SURFACING	75J	
TIES	75	
BAR		60
RAIL	27259RZV	27-14
RAIL - CLEAN	57E	
JOINT STR.		71

001

GRINDING		70 (2)
WELDING		
SURFACING	75E	
TIES	71	
BAR		
RAIL	36-61	
RAIL - CLEAN	57E	
JOINT STR.		

002



7

GRINDING							
WELDING							
SURFACING						74E	
TIES						71	
BARB							
RAIL	37	45	44				45
RAIL - CLEAN	12-37		27		27-37		274SRH
JOINT STR.						71	

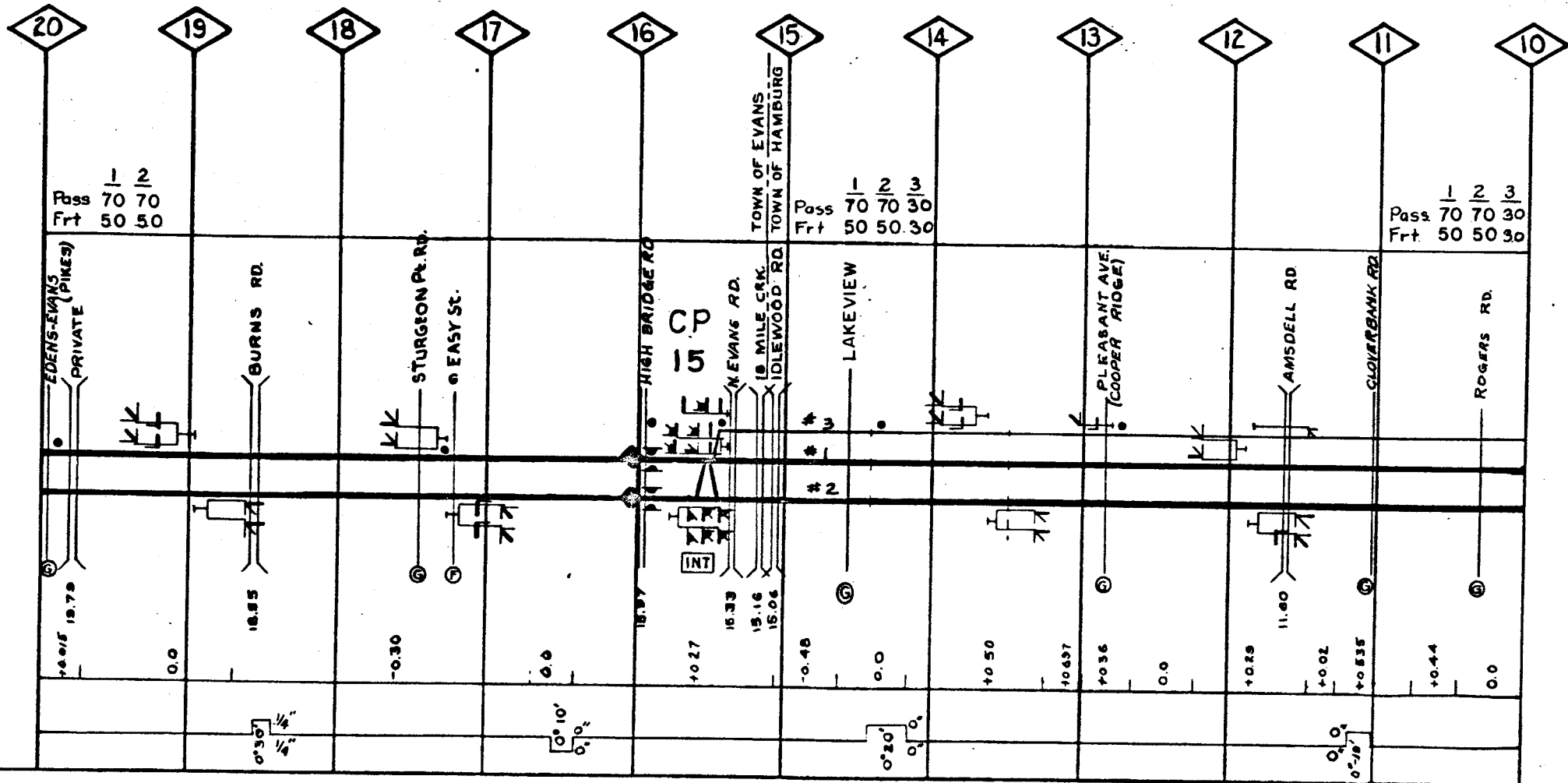
003

GRINDING		65(1)					63(1)	
WELDING			70E				66E	
SURFACING								
TIES				75J				
BARB				75				
RAIL						60HFF		
RAIL - CLEAN		55	27-48			27-45		K/2759R
JOINT STR.			70			67	71	

001

GRINDING					70(2)			
WELDING								
SURFACING	73E	75J	79E		75EM		73E	75EM
TIES	73	75	521			71		
BARB								
RAIL								
RAIL - CLEAN					36-51			
JOINT STR.					57			

002



3-5-00 WESTERN REG. BUF.- CHI. MAIN LINE MP 10.0-MP 20.0

8

GRINDING	68 (1)	75 (1)	63 (1)	70E	65 (1)
WELDING					
SURFACING			75J		
TIES			75		
RAIL	31-70R / V-27-50 / 27-52 / 27-48				
RAIL - CLEAN	678	578	578	558	578
JOINT STR.			70	71	70

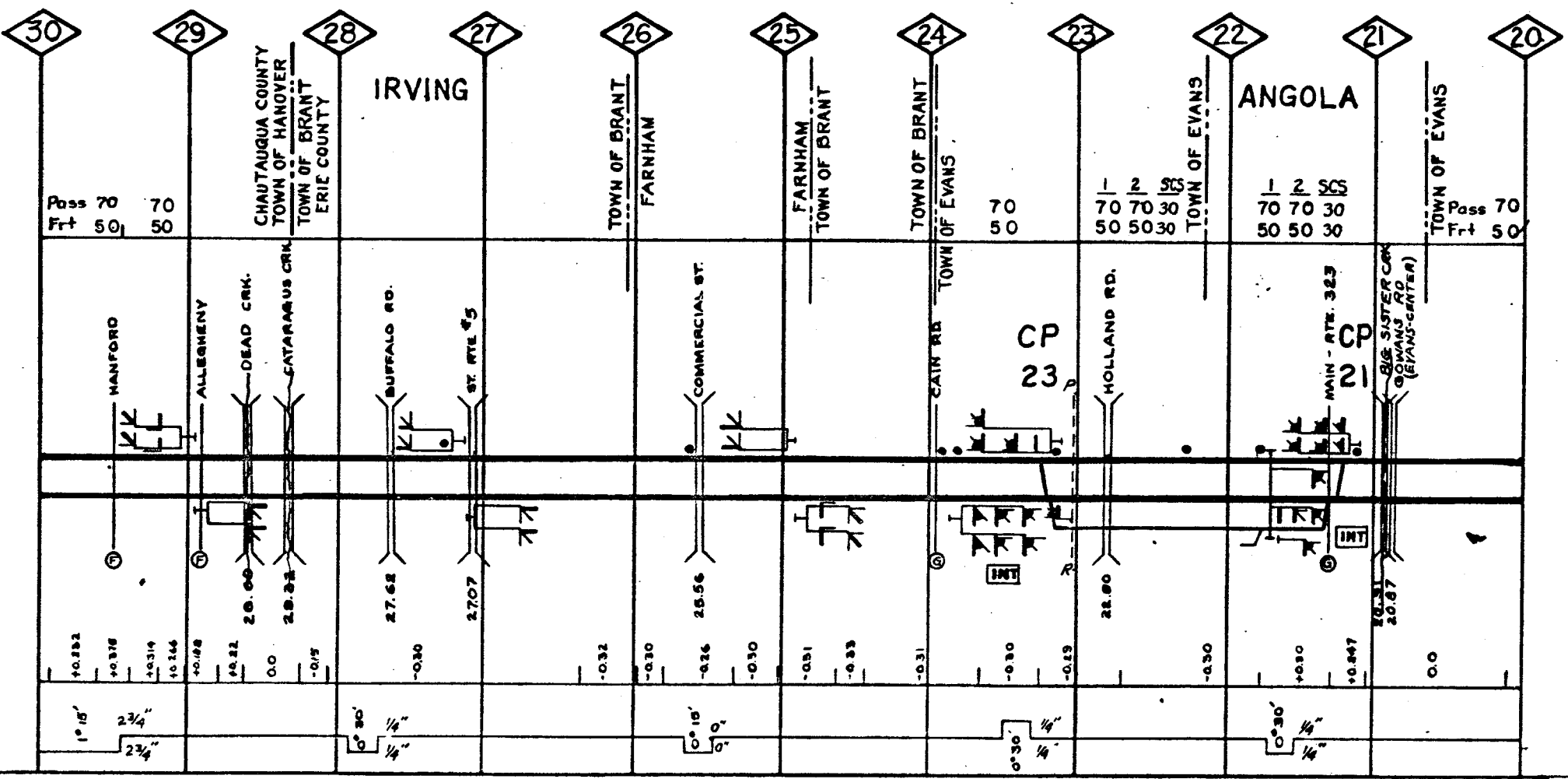
001

GRINDING		65 (1)		70 (2)	
WELDING					
SURFACING	75EH	72E	75EH	73J	75EH
TIES	71	61		73	
RAIL	36-54 / 36-51				
RAIL - CLEAN		658		538	578
JOINT STR.					

002

GRINDING	53E
WELDING	53P
SURFACING	53
TIES	53
RAIL	53HF
RAIL - CLEAN	27-53R
JOINT STR.	

SCS



3-5-00 WESTERN REG. BUF.- CHI. MAIN LINE MP 20.0-MP 30.0

9

GRINDING				
WELDING				
SURFACING	50P	55J		50G
TIES	41	55		44
RAIL				47
RAIL - CLEAN	27	12-37	27	2746R/27M
JOINT STR.		57S		

NCS

GRINDING				
WELDING				
SURFACING				50G
TIES				48
RAIL				49
RAIL - CLEAN	27H	27-31	27	27
JOINT STR.				57S

NCS

GRINDING		68 (1)		65 (2)		68 (1)
WELDING						
SURFACING	75EM			75J		
TIES	67			75		
RAIL			36-67	2748R		36-67
RAIL - CLEAN		57S	73M	67S		
JOINT STR.						

001

GRINDING		65 (1)		62 (1)		63 (1)
WELDING						
SURFACING		75J		75EM		
TIES		75		73		71
RAIL			36-64	27-49		2762R
RAIL - CLEAN		66S	73M	65S		
JOINT STR.						

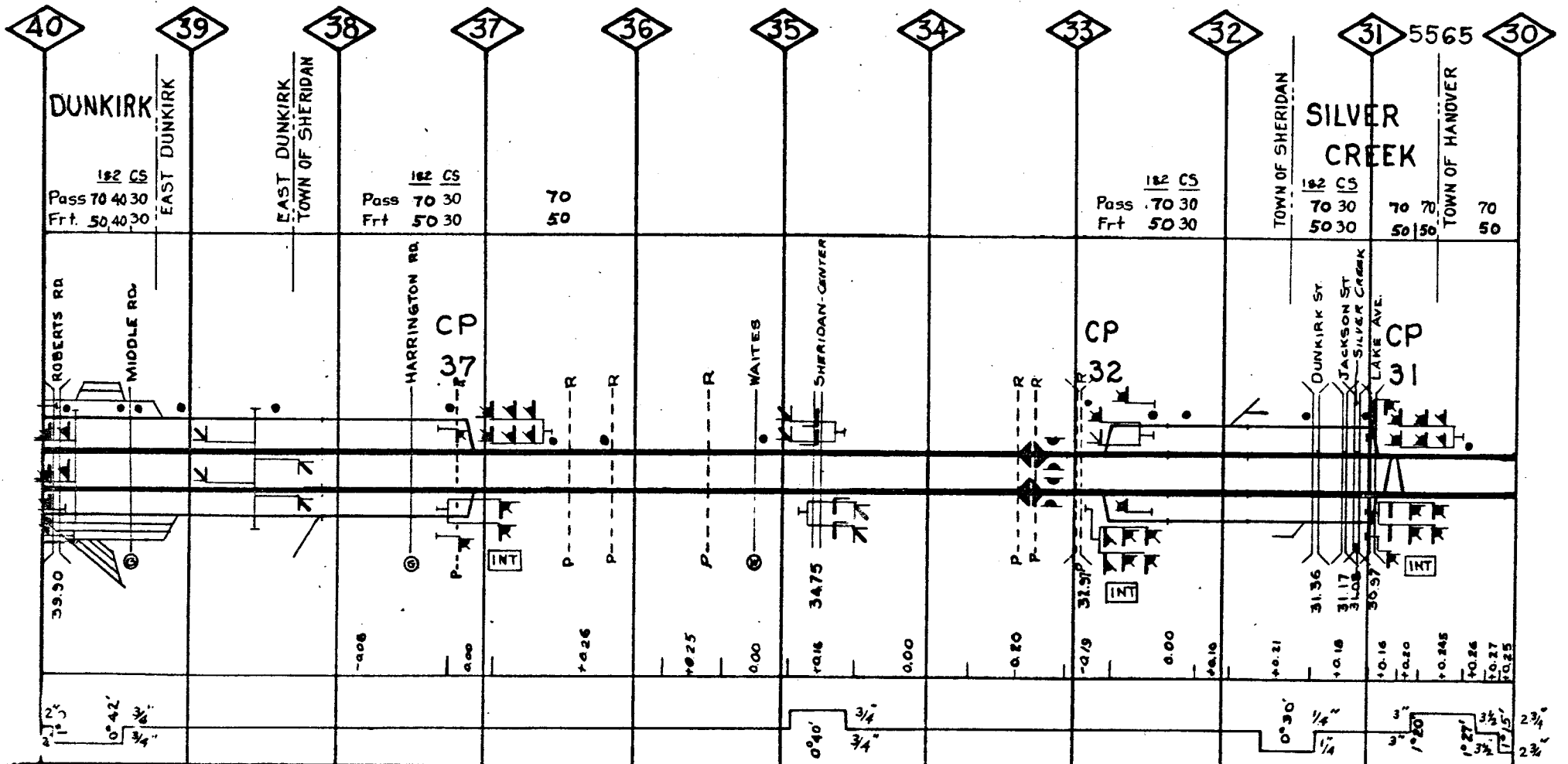
002

GRINDING				
WELDING				
SURFACING	53M			53P
TIES				53
RAIL	27			27-42R
RAIL - CLEAN				57S
JOINT STR.				

SCS

GRINDING				
WELDING				
SURFACING				53E
TIES				53P
RAIL				47
RAIL - CLEAN	27			27-39
JOINT STR.				57S

SCS



3-5-00 WESTERN REG. BUF.- CHI. MAIN LINE MP 30.0-MP 40.0

10

GRINDING			
WELDING			
SURFACING	5J	41J	50P
TIES	45		41
BARB			
RAIL	15-23		27-41
RAIL - CLEAN			57#
JOINT STR.			

NCS

GRINDING		75 (1)							68 (1)	
WELDING		72TH								
SURFACING			72E							
TIES			69						67	
BARB										
RAIL										
RAIL - CLEAN			40-72						36-67	
JOINT STR.									67#	

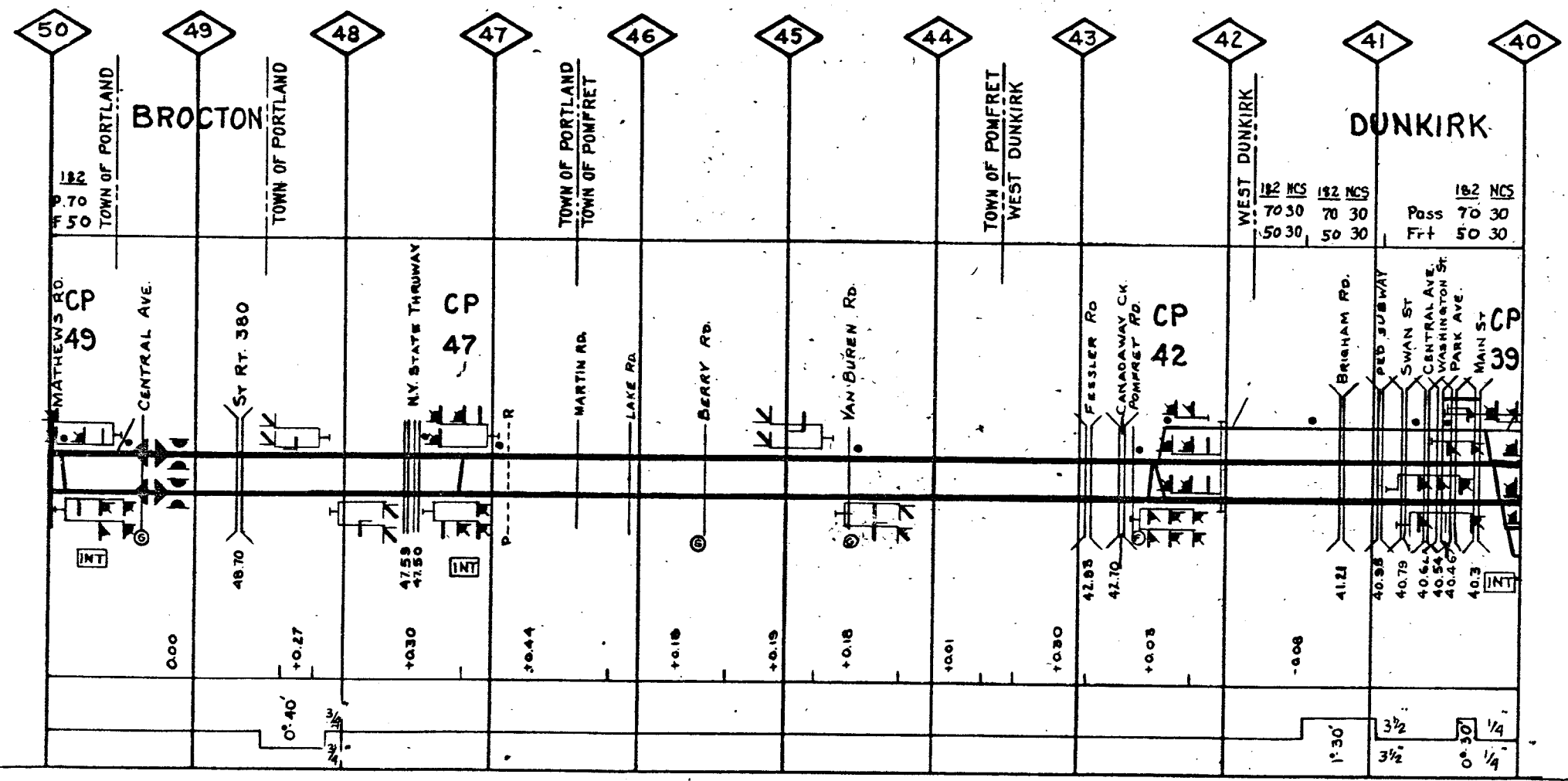
001

GRINDING			65 (1)							65 (1)
WELDING		75TH								75TH
SURFACING		75EH								75EH
TIES		74								75
BARB										
RAIL										
RAIL - CLEAN			40-75		27-54		27-69R		40-75	
JOINT STR.			70		73H		66#		66#	66#

002

GRINDING			
WELDING			
SURFACING			
TIES			
BARB			
RAIL			
RAIL - CLEAN			
JOINT STR.			

SCS



3-5-00 WESTERN REG. BUF.- CHI. MAIN LINE MP 40.0-MP 50.0

14

GRINDING	
WELDING	
SURFACING	44
TIES	44
BAR	44
RAIL	27
RAIL - CLEAN	
JOINT STR.	

NCS

GRINDING	70			65 (1)					67 (1)
WELDING									
SURFACING	65J		75E			75		75E	
TIES									65
BAR									
RAIL									
RAIL - CLEAN	59	65	36-64	67	36-64	27-65	65	36-66	58
JOINT STR.									

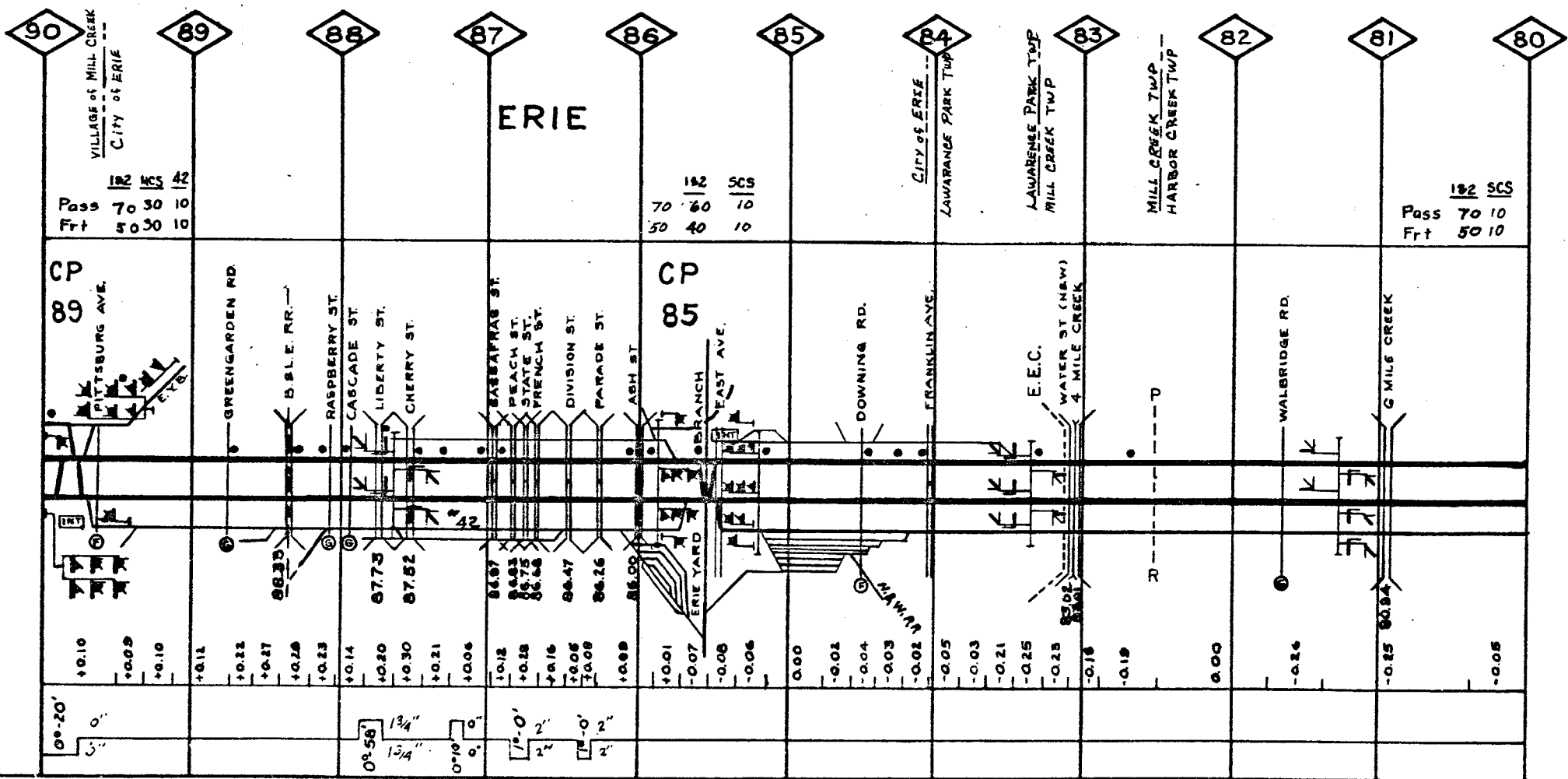
001

GRINDING				70 (2)					
WELDING									
SURFACING		71				75			
TIES									
BAR									
RAIL									
RAIL - CLEAN	59				36-62				62
JOINT STR.									

002

GRINDING									
WELDING									
SURFACING			64J	54E		67	66E	64J	65E
TIES						64			
BAR						54R			
RAIL						27-53R			27
RAIL - CLEAN									
JOINT STR.									

SCS



3-5-00 WESTERN REG. BUF.- CHI. MAIN LINE MP 80.0-MP 90.0

15

GRINDING	
WELDING	
SURFACING	65J
TIES	65
BARB	
RAIL	27-52R
RAIL CLEAN	
JOINT STR.	

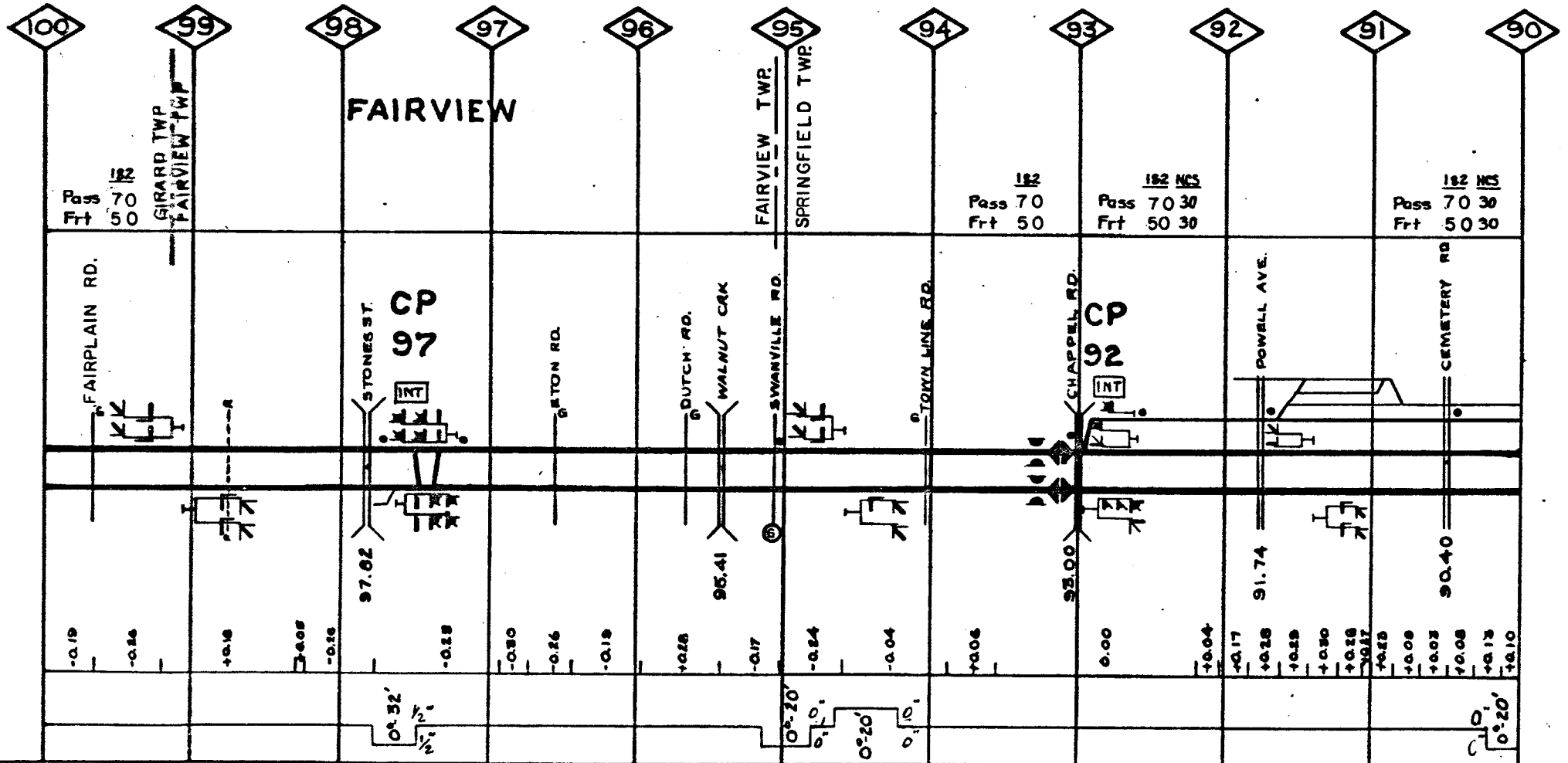
NCS

GRINDING	70 (2)			
WELDING				
SURFACING	70J	75E	70J	75E
TIES	70		75	
BARB				
RAIL	36-62			
RAIL CLEAN	67*			69*
JOINT STR.				

001

GRINDING	70 (2)			
WELDING				
SURFACING	71J	74E		71J
TIES	71	74		71
BARB				
RAIL	36-62			
RAIL CLEAN	58*	65*	58*	70*
JOINT STR.				

002



3-5-00 WESTERN REG. BUF.- CHI. MAIN LINE MP 90.0-MP 100.0

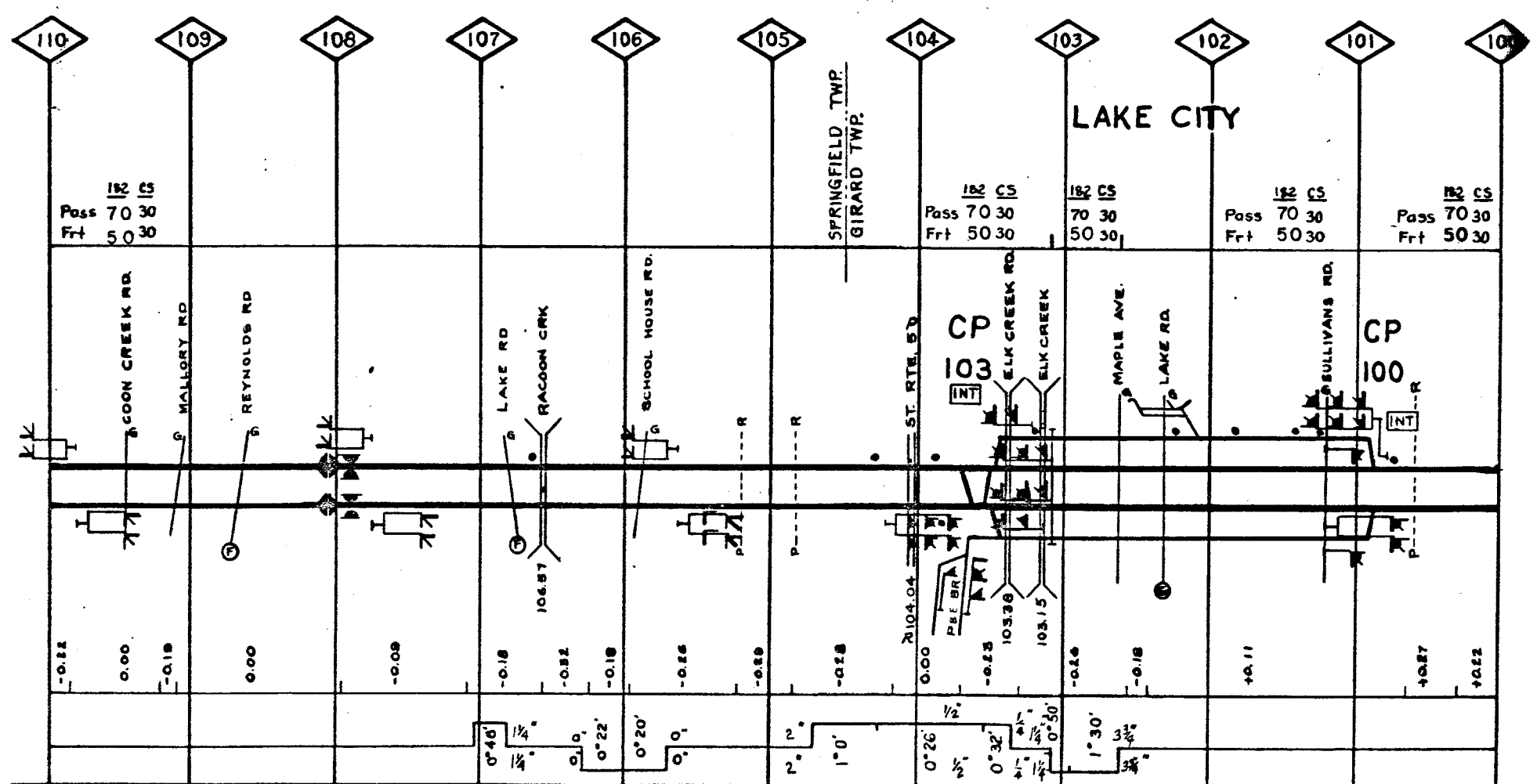
16

GRINDING			
WELDING			
SURFACING	65E H		
TIES	55		48
BAR	55EH		
RAIL	27-28		27-51
RAIL - CLEAN			
JOINT STR.			

GRINDING	61 (1)	62 (1)		75 (1)				70 (2)
WELDING				72TH				
SURFACING	73E			72E			71ETH	62H-70ETH
TIES			67			58	67	58 70
BAR								
RAIL	36-60V	27-52V		40-71				36-62
RAIL - CLEAN		73H				57E		
JOINT STR.								

GRINDING			75 (1)			62 (1)		70 (2)
WELDING	7H70							
SURFACING	74E		72E		74E	72E	71J	
TIES			68		74	62	75	71 75
BAR								
RAIL	40-70	27-52	36-58		27-39	27-45R		36-62
RAIL - CLEAN	55E		57E			53E		55E
JOINT STR.								

GRINDING			
WELDING			
SURFACING	64H1		60H
TIES			53
BAR			45
RAIL	27-39		27-45R
RAIL - CLEAN			
JOINT STR.			



3-5-00 WESTERN REG. BUF.- CHI. MAIN LINE MP 100.0-MP 110.0

17

GRINDING			
WELDING			
SURFACING		69E M	
TIES		53	49
BAR			
RAIL	2739R1	27-39	27-37
RAIL - CLEAN			54E
JOINT STR.		69	

NCS

GRINDING		61 (1)			(4) 72		72 (1)		61 (1)
WELDING									
SURFACING			71E M		74E			73E	
TIES	70	58	71	59	71				67
BAR									
RAIL	36-60								
RAIL - CLEAN	73M								
JOINT STR.									

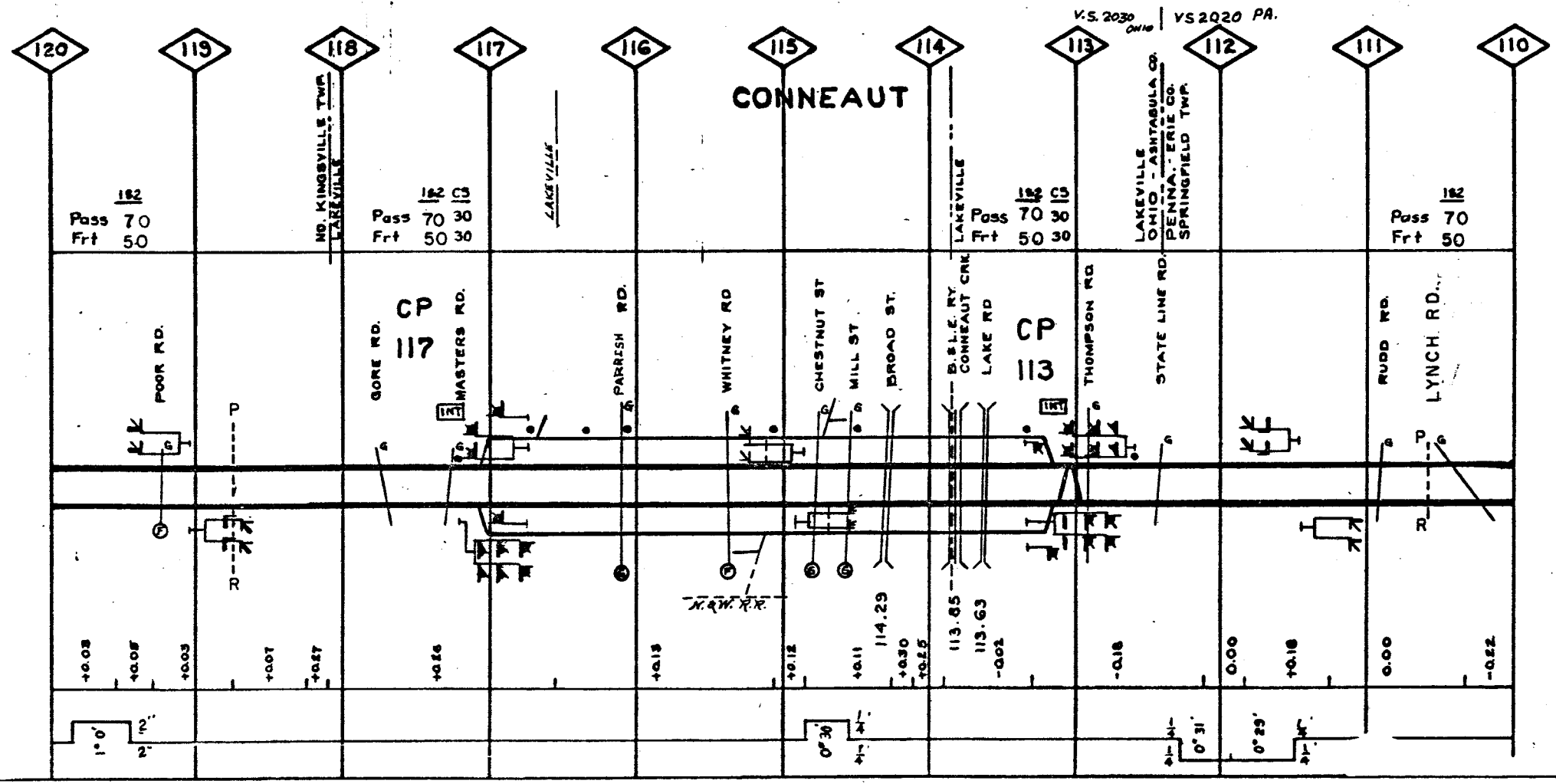
001

GRINDING					75 (1)							
WELDING												
SURFACING		73E	70E4M1		74E		73J	74E	73J	74E		
TIES	72		68				73			69	68	
BAR												
RAIL	40-69V											
RAIL - CLEAN	73M											
JOINT STR.												

002

GRINDING					
WELDING					
SURFACING			66E M		
TIES			53		
BAR		54R		53HC	42
RAIL		27-53R			27R
RAIL - CLEAN			57E		
JOINT STR.					

SCS



3-5-00 WESTERN REG. BUF.- CHI. MAIN LINE MP 110.0-MP 120.0

18

GRINDING										
WELDING	-----									
SURFACING	55P	55J		55R		55P				
TIES	54	52	54		73	54R	54			46
BAR	54R	50			54R					
RAIL	27-41R	27-28M	27R			27-54R				
RAIL - CLEAN			65E		53P					
JOINT STR.										

003

GRINDING	67(2)									
WELDING	-----									
SURFACING	75E	73E		75E		70E1M		72E		
TIES	58	69		70		70E1M		72		70
BAR										
RAIL	// 27-59 // V // 36-60 // V // 27V // 36-60 // V // 27M									
RAIL - CLEAN	68E	67E	69E	64E	67E	73M				
JOINT STR.										

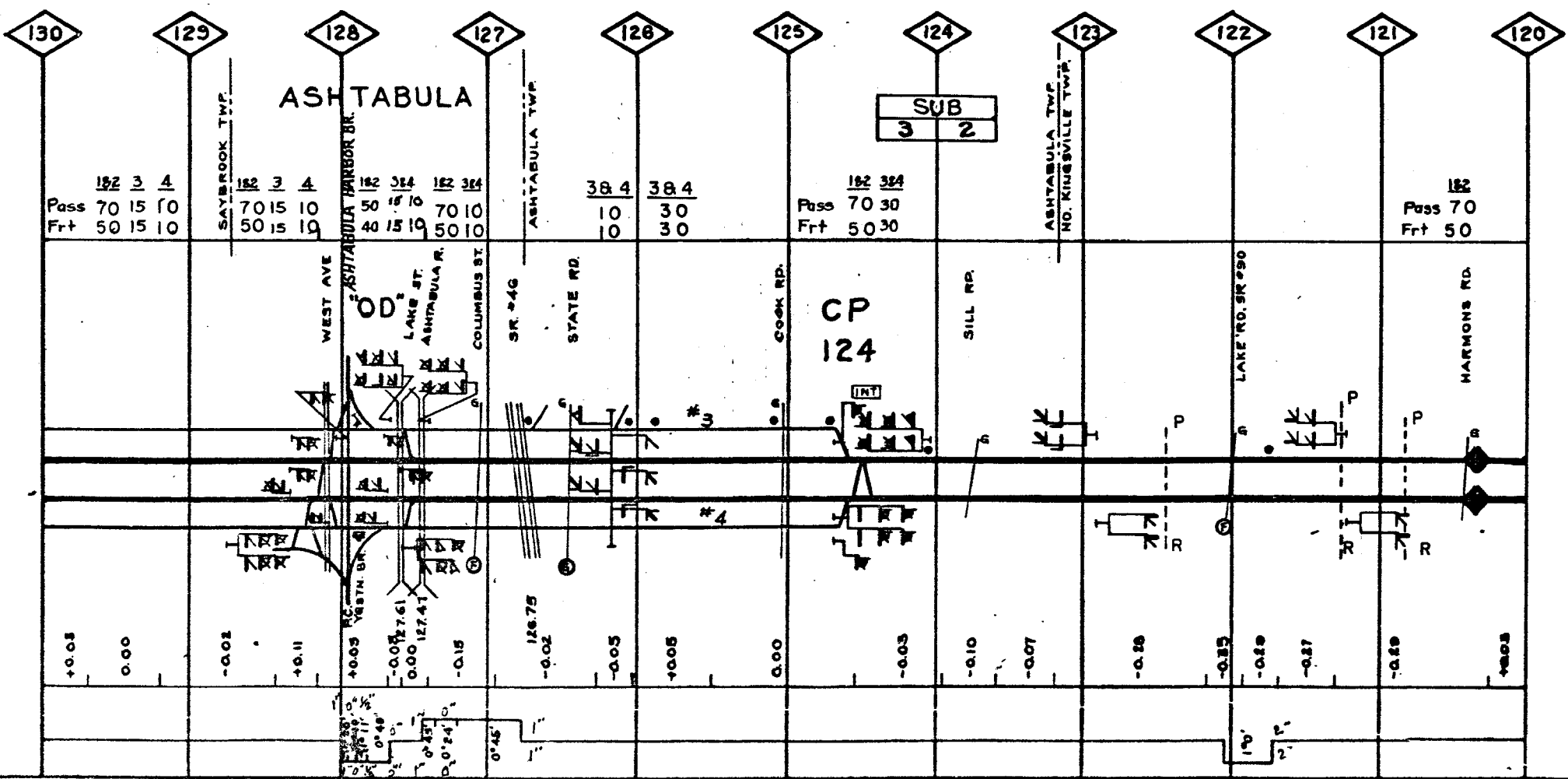
001

GRINDING	75(1)	67(2)		75(1)		TH72				
WELDING	TH70					TH72				
SURFACING	68E1M	68		72						
TIES										
BAR										
RAIL	// 40-70 // V // 27-62 // V // 40-73 // V // 40-72 // V // 40-69 // V // 40-72 // V									
RAIL - CLEAN	75M			78E						
JOINT STR.										

002

GRINDING	-----									
WELDING	-----									
SURFACING	66E		66J		64E					
TIES			66							
BAR	55R		54R							
RAIL	27-45	27-27	27-53R							
RAIL - CLEAN	53S	65S	53P							
JOINT STR.										

004



3-5-00 WESTERN REG. BUF. - CHI. MAIN LINE MP 120.0-MP 130.0

20

GRINDING					
WELDING					
SURFACING			70J		
TIES			70		
BAR			54R		
RAIL	27-28M	2728	27R	05-23	27-29
RAIL - CLEAN				53P	
JOINT STR.					

NCS

GRINDING					
WELDING					
SURFACING			66E M		
TIES			53		49
BAR			50	45	49
RAIL	27-29M	27	27-27M		
RAIL - CLEAN					
JOINT STR.					

NCS

GRINDING			57(2)					65(1)	
WELDING					75TH				
SURFACING					75EH				
TIES			73J					70	
BAR									
RAIL					40-75				36-62
RAIL - CLEAN					75M			73M	
JOINT STR.	70		66		69			69	73M

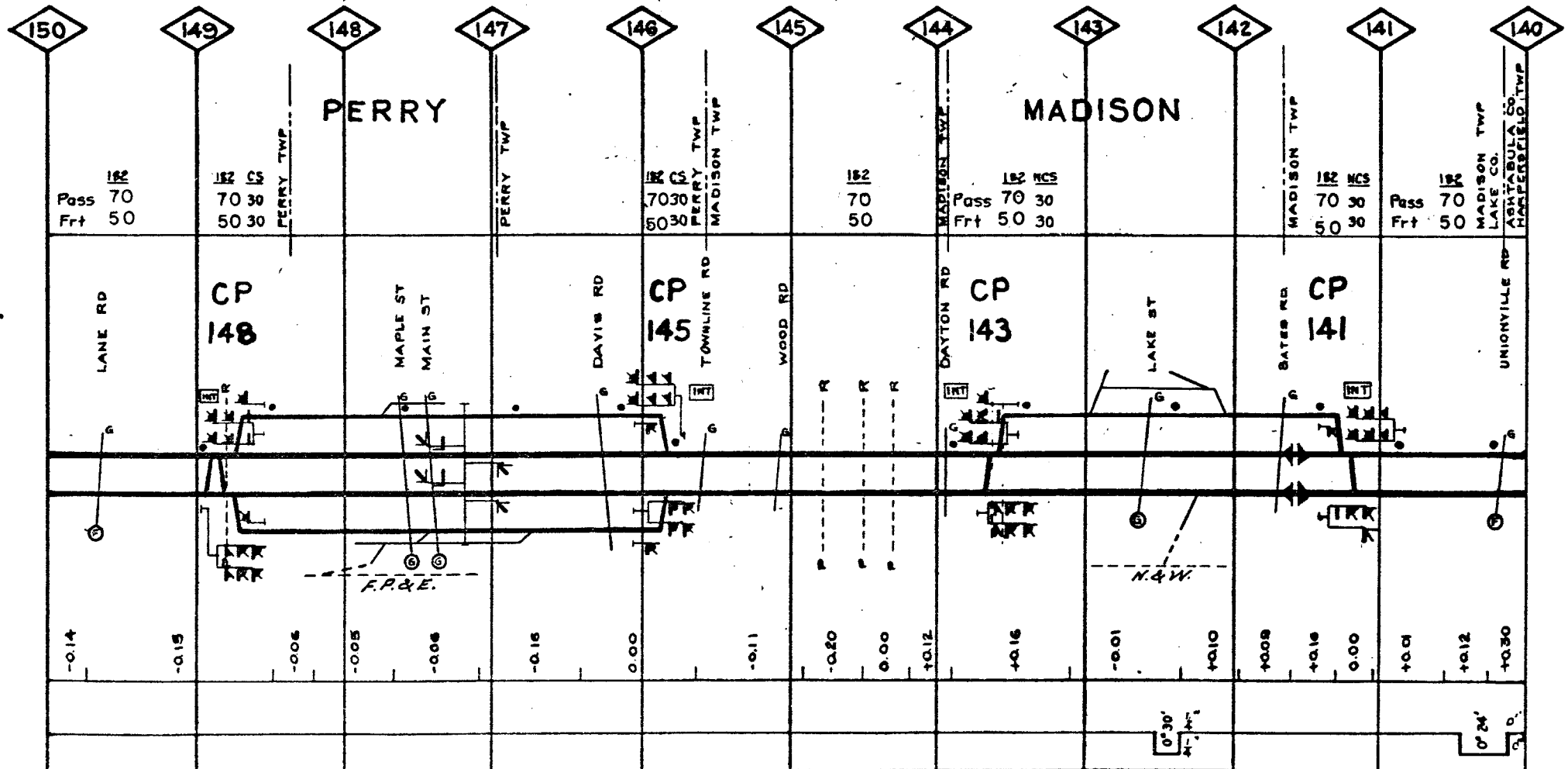
001

GRINDING		75(1)		75(2)				75(1)		63(1)
WELDING				73TH						
SURFACING				73E					71EH	74E
TIES				72					69	
BAR										
RAIL					40-73					36-60
RAIL - CLEAN					75M					
JOINT STR.										

002

GRINDING					
WELDING					
SURFACING			65E M		69
TIES			48		
BAR					
RAIL			27-46R		
RAIL - CLEAN					
JOINT STR.					

SCS



3-5-00 WESTERN REG. BUF.- CHI. MAIN LINE MP 140.0-MP 150.0

21

GRINDING									
WELDING									
SURFACING						65J			170
TIES						65			
BAR	45			44					
RAIL	27R		27-26	27R			27-27H		27-29H
RAIL - CLEAN									
JOINT STR.						67I			

NCS

GRINDING			65 (1)					65 (1)		67 (2)
WELDING						60				75TH
SURFACING			72J					75EM		73
TIES			72					66		
BAR										
RAIL			36-64		27-47V	2761R		2761R		40-75
RAIL - CLEAN			65E					75M		
JOINT STR.									69	70

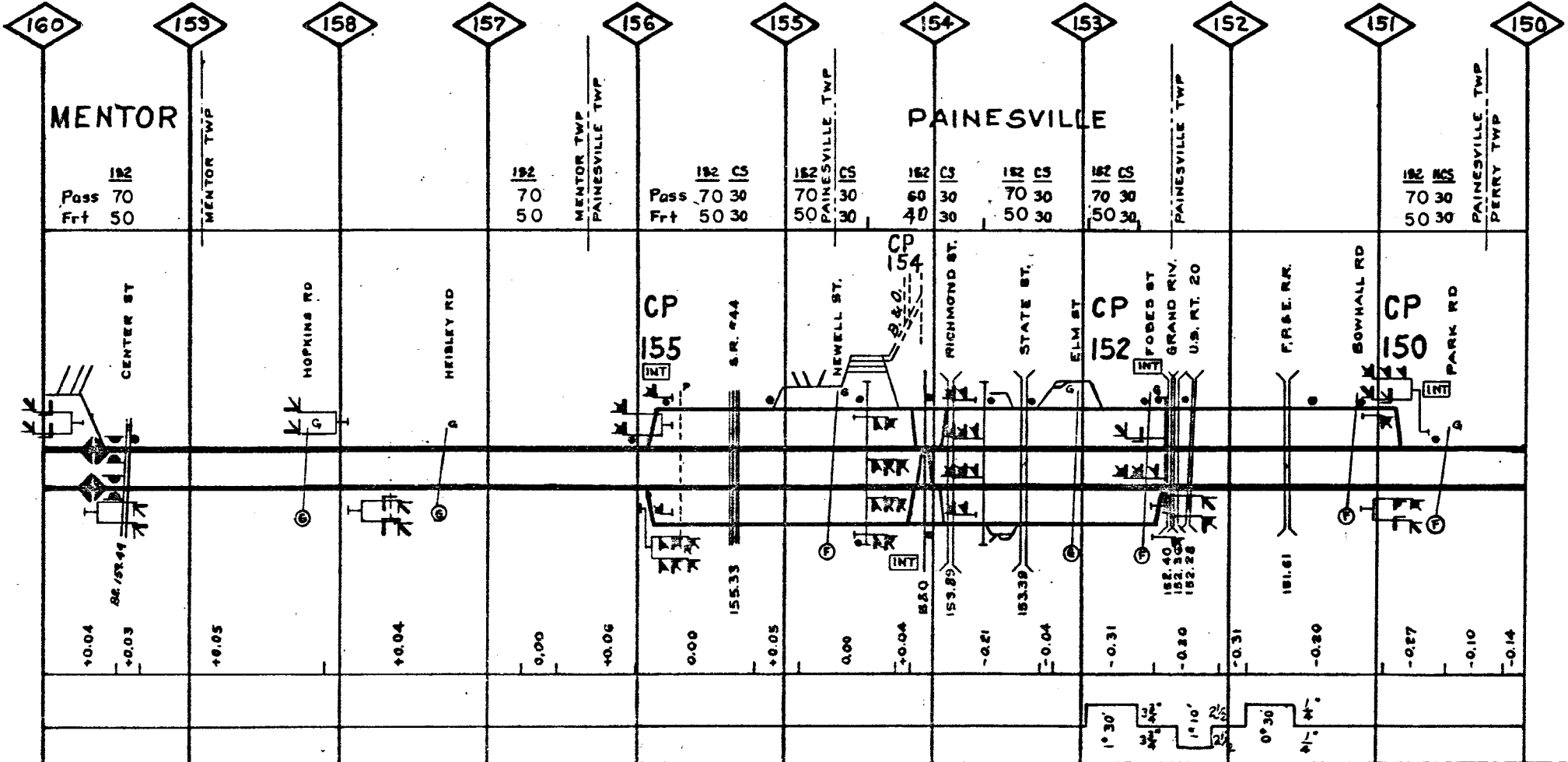
001

GRINDING			75 (1)		68 (1)		70 (2)		65 (1)		73TH
WELDING			TR72								73E
SURFACING	73E		72E					75EM			73E
TIES			72				67		66		72
BAR											
RAIL			40-72		27-52V		36-68		2761R		40-73
RAIL - CLEAN			65E						75M		
JOINT STR.											

002

GRINDING										
WELDING						53E				
SURFACING							68E M			
TIES							68			
BAR						44			44	
RAIL						27-44R		27		27-44R
RAIL - CLEAN						54E			57E	
JOINT STR.						67			67	

SCS



3-5-00 WESTERN REG. BUF.- CHI. MAIN LINE MP 150.0-MP 160.0

GRINDING			
WELDING			
SURFACING	69E H	70E+H	69E H
TIES		69	
RAIL		27-52R	49
RAIL - CLEAN		66*	271
JOINT STR.		68	

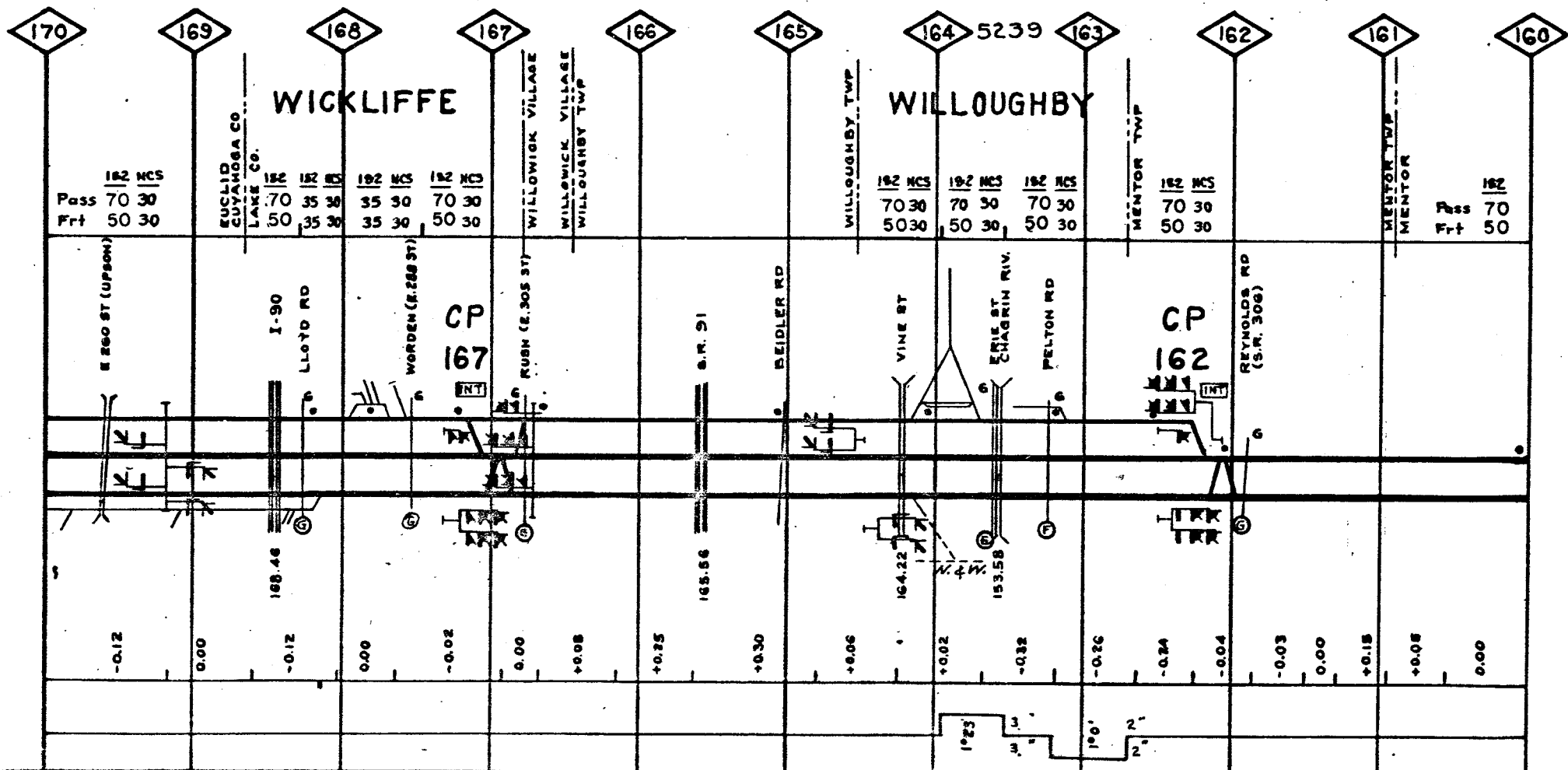
NCS

GRINDING		65 (1)					
WELDING							
SURFACING		74E				72E	
TIES		74				72	
RAIL		36-63		36V	36-62V	36-63V	36-64
RAIL - CLEAN		63*				75H	
JOINT STR.							

001

GRINDING		65 (2)		72 (1)		75 (1)	
WELDING							
SURFACING	74E	73E		74E		73E	72
TIES	69			74		67	72
RAIL		36-62		36-68V		36-68	40-69V
RAIL - CLEAN	69*			75H			63*
JOINT STR.							

002



GRINDING		75 (1)	
WELDING	69E	73TH	
SURFACING		74E	
TIES		73	
BAR			
RAIL		40-73	
RAIL - CLEAN	73M	75M	
JOINT STR.			

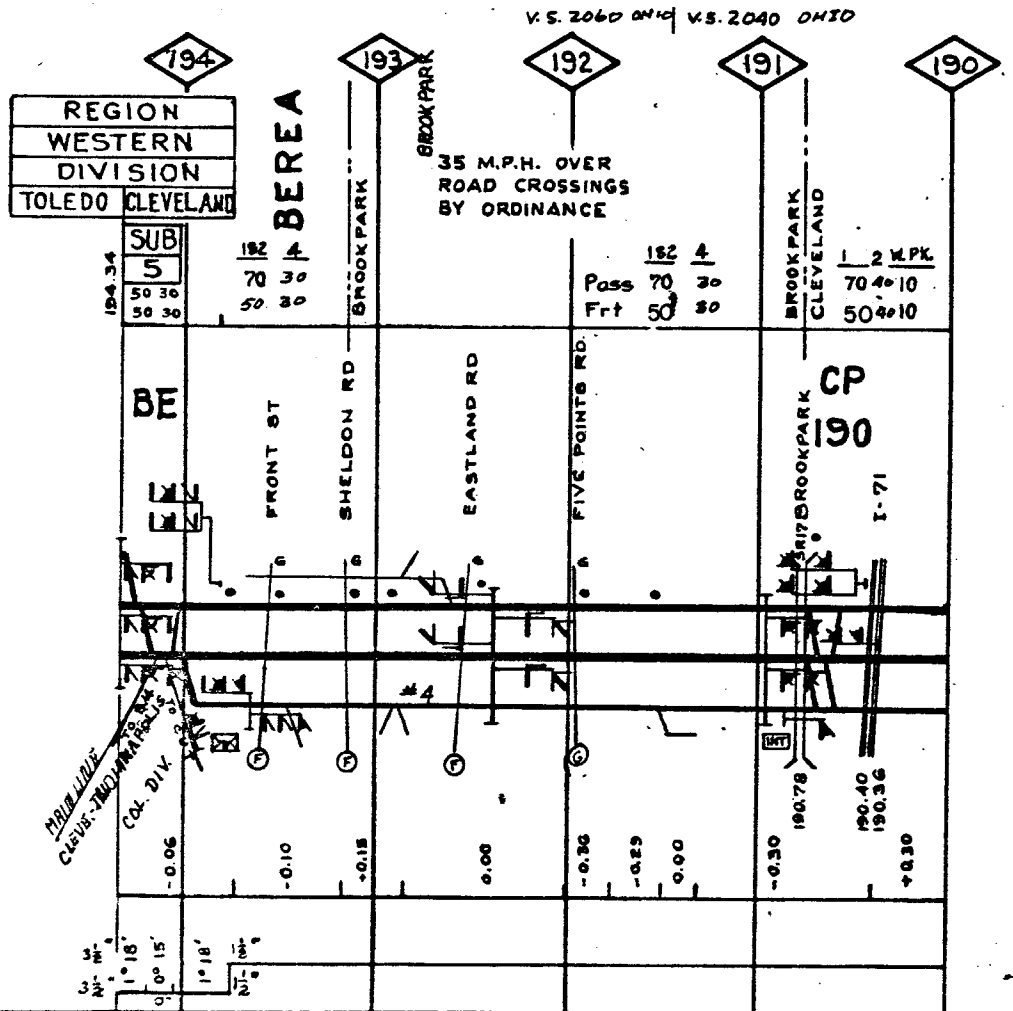
001

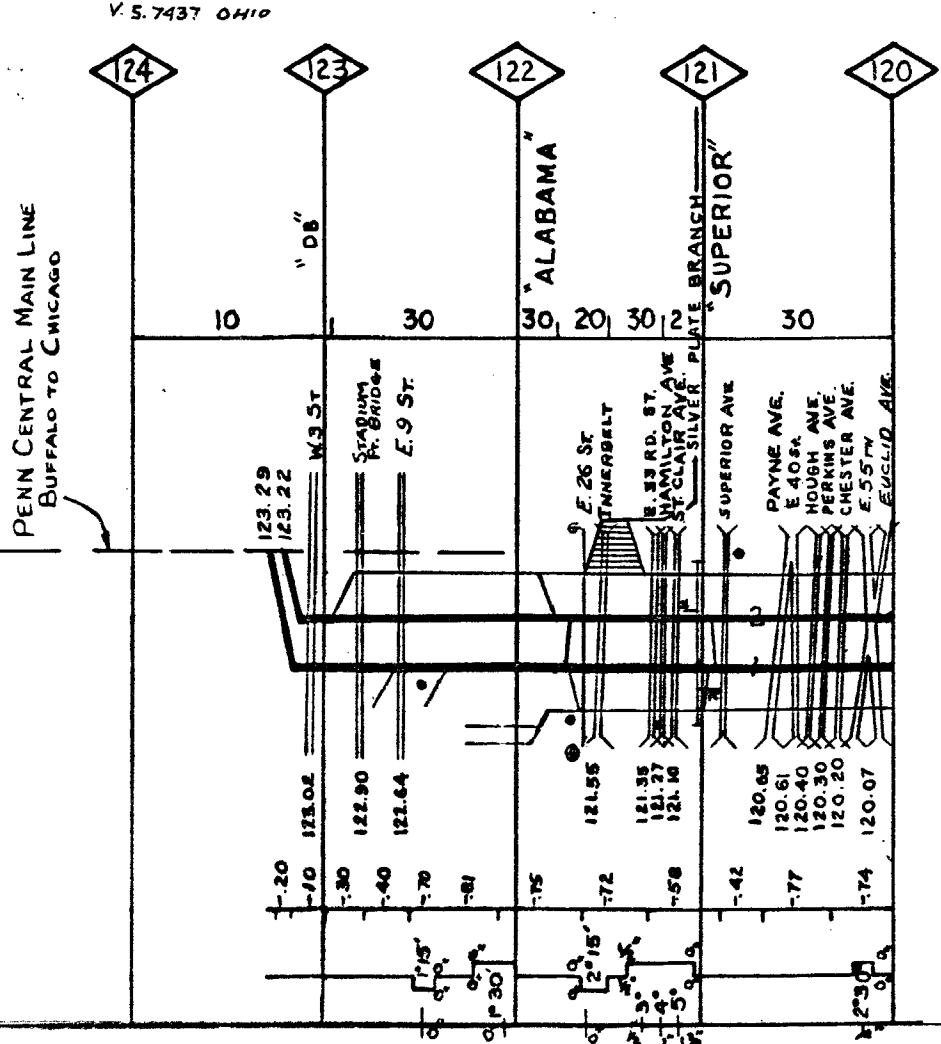
GRINDING		75 (1)		70 (2)
WELDING		73TH		
SURFACING		74E		75EM
TIES			73	
BAR				
RAIL		40-73		40-75
RAIL - CLEAN	73M	75M		
JOINT STR.	65	65		65

002

GRINDING		63G		
WELDING			68E M	
SURFACING			66	
TIES				
BAR		54R		
RAIL		27-30M		27
RAIL - CLEAN		61S		
JOINT STR.			65	

WPS





GRINDING					
WELDING					
SURFACING					65J
TIES			73		57
BAR		55			
RAIL	30-28	27	30-26	30-41C	30-37
RAIL - CLEAN				69	
JOINT STR.					

002

GRINDING					
WELDING		53G			59G
SURFACING			75EM		
TIES			71	58	72
BAR					52
RAIL		30-27	30-52C	62C	3037C 58
RAIL - CLEAN				75M	
JOINT STR.					

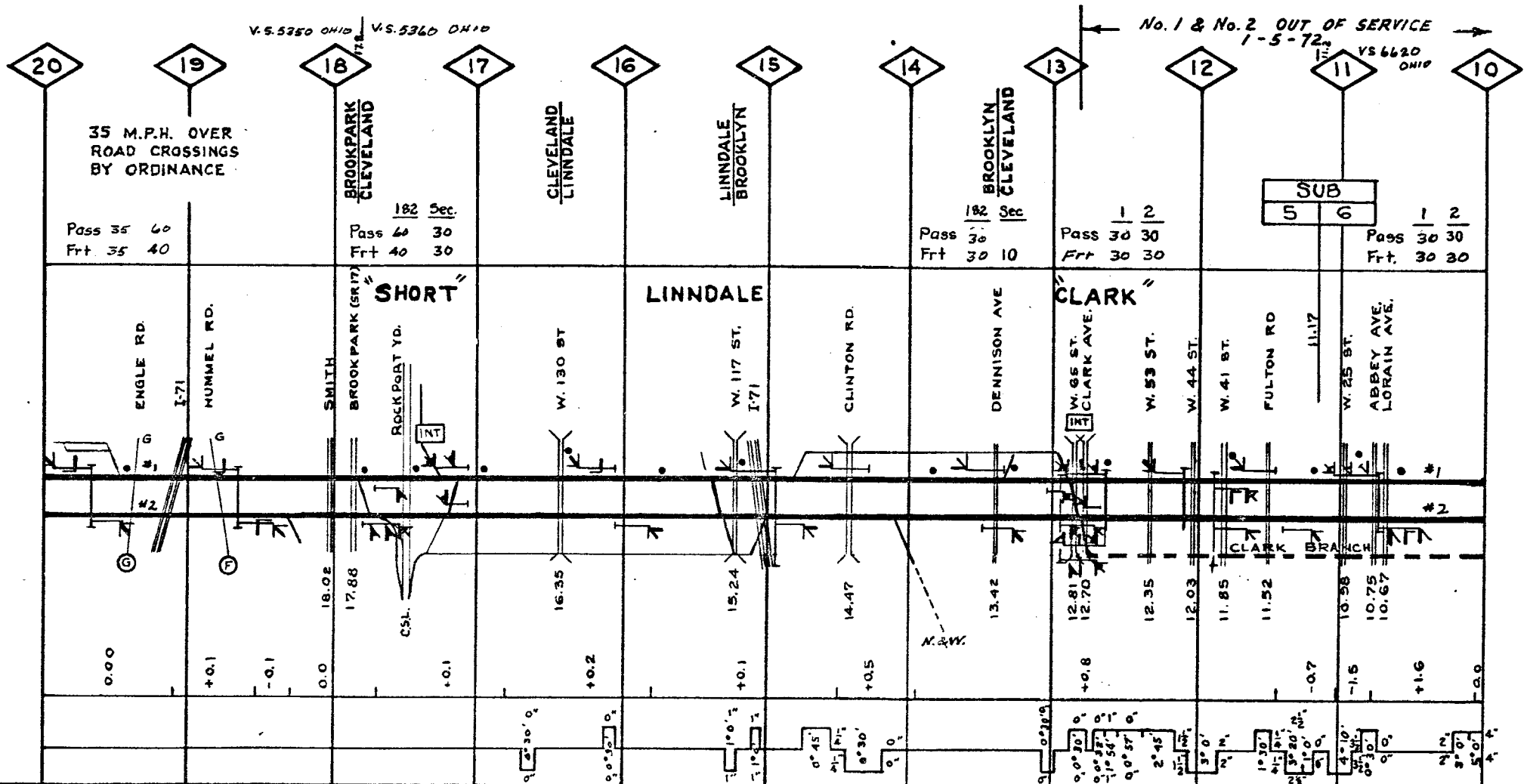
001

GRINDING	65E		59G		65E&M		55E		56E	
WELDING										
SURFACING										
TIES	52	51	52				55		56M	
BAR	52	45	52				55R		56	
RAIL	27-28		27-29				27-29		27-29H	
RAIL - CLEAN			53S				55S			
JOINT STR.					65					

001

GRINDING	65E		56G		69J		56P			
WELDING										
SURFACING										
TIES	54HFF		56HFF		59		54		50	
BAR	27-54		27-56R		27-53		27R		54	
RAIL	27-54		27-56R		27-53		27R		54	
RAIL - CLEAN	53S						65		55S	
JOINT STR.									27R 27I 27-29H 27	

002



GRINDING	
WELDING	69E
SURFACING	65E&M
TIES	69
BARs	45
RAIL	27-29
RAIL CLEAN	54S
JOINT STR.	

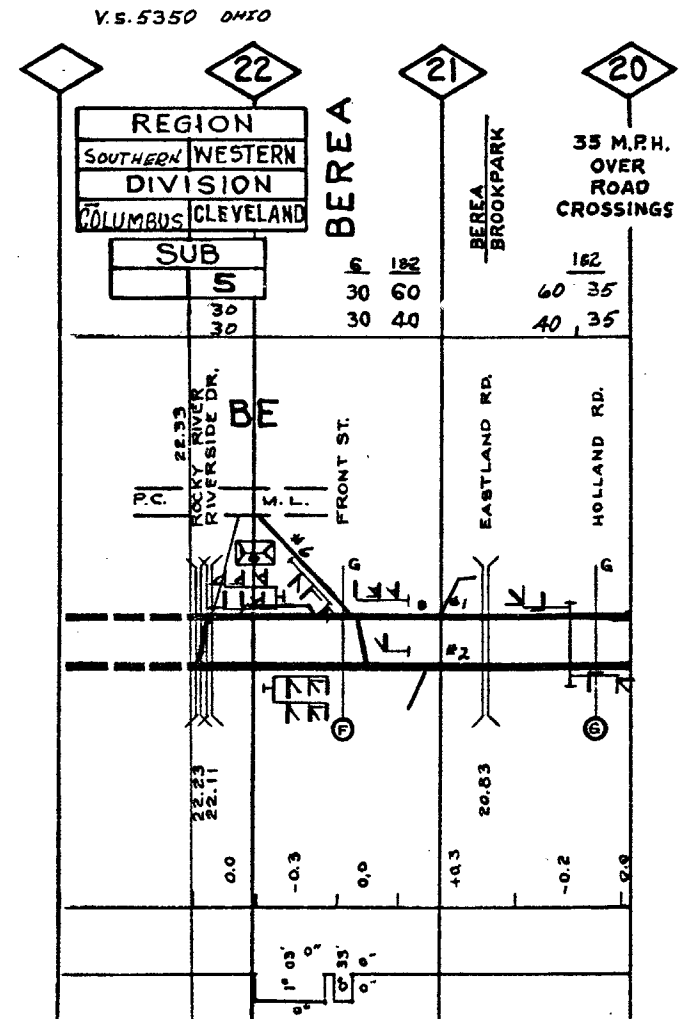
006

GRINDING			
WELDING	53G		65E
SURFACING	56M		65E&M
TIES	56		52
BARs	56HFF		52
RAIL	27-46	27R	27-28
RAIL CLEAN	53S	54S	53S
JOINT STR.			65

001

GRINDING			
WELDING			65E
SURFACING	55M		69J
TIES	54		59
BARs	54		54HFF
RAIL		27-54	
RAIL CLEAN		53S	
JOINT STR.			

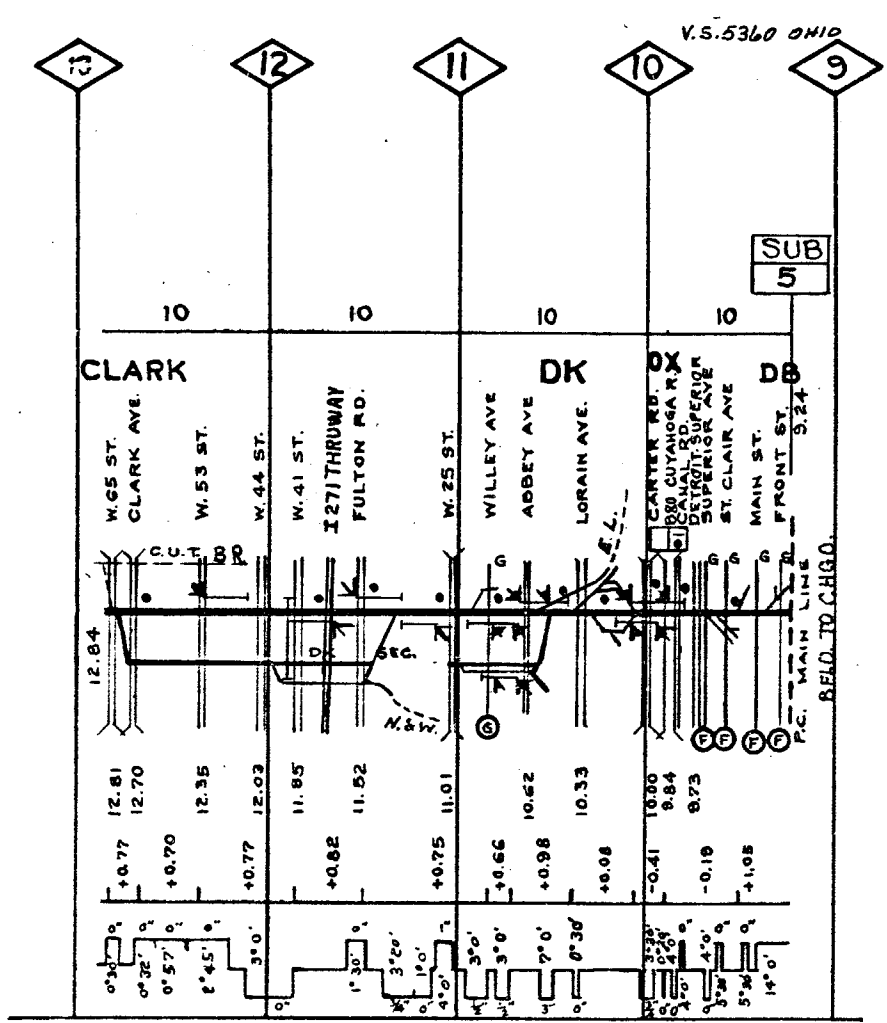
002



3-5-32 WEST. REG. CLEVE. UNION TERM. BR. MP 20.0-MP 22.3

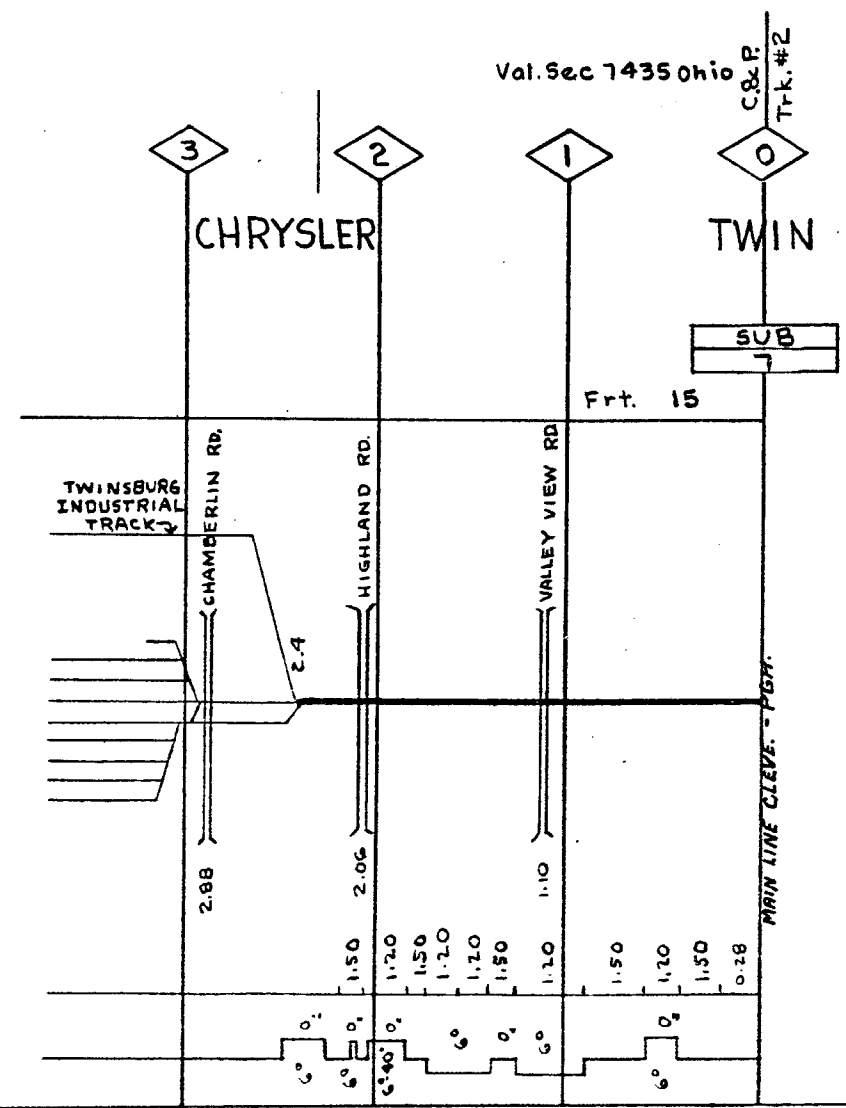
GRINDING					
WELDING					
SURFACING	74E				
TIES	74				
BAR	55R	66SH	57SH		
RAIL	27F74	27-66R	27-57R	05	05R
RAIL - CLEAN	66S				
JOINT STR.					

007



GRINDING		
WELDING		
SURFACING	61	73J
TIES	61	73
BAR		
RAIL	V 80V 777A	30F61
RAIL - CLEAN		
JOINT STR.		

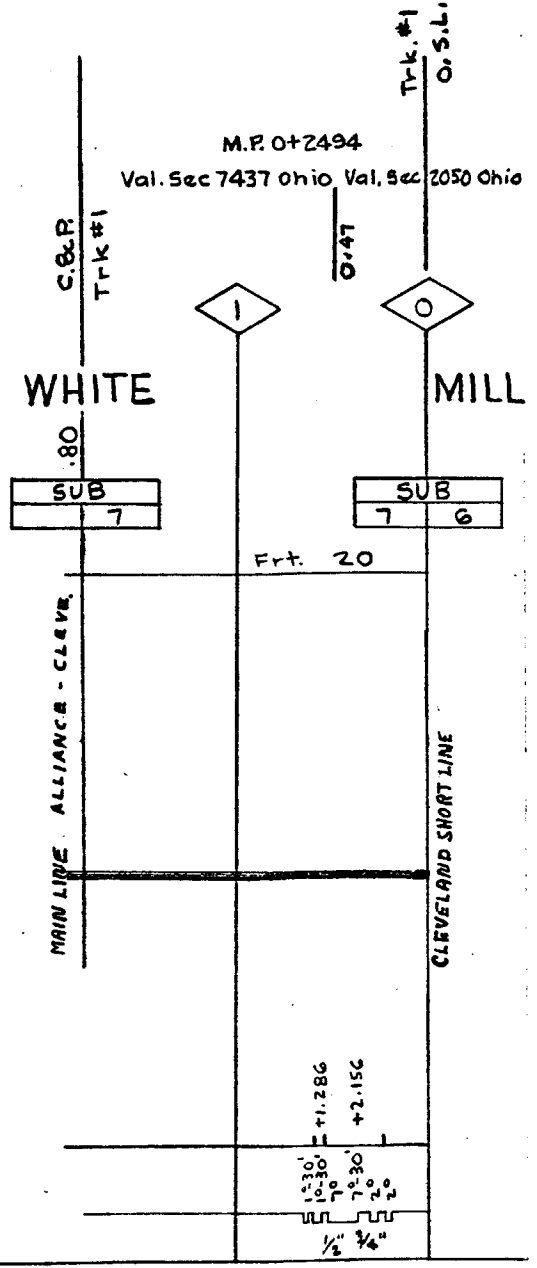
007



3-5-37 WESTERN REG. CROWN SECY. TRK. MP 0.0-MP 2.4

GRINDING		
WELDING		
SURFACING	74E	70E
TIES		70
RRS		
RAIL	30	V////27E70////
RAIL CLEAN		
JOINT STR.		

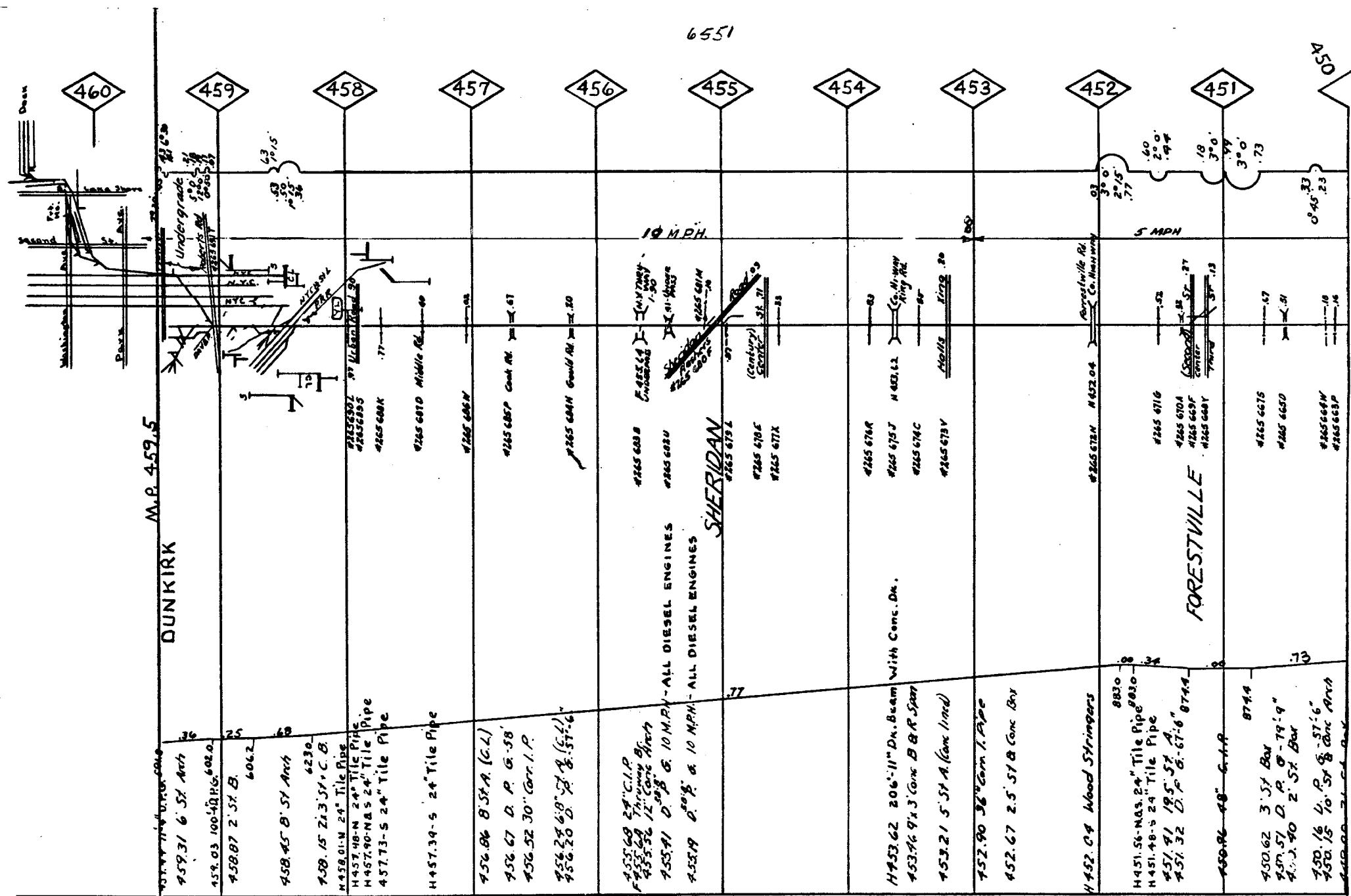
007



3-5-41 WESTERN REG. HARVARD CONN. MP 0.0-MP 1.8

GRINDING										
WELDING										
SURFACING										
TILES										
ROCK										
RAIL CLEAN										
JOINT STR.										
	90-14	61	66	60	90-27	60	90-13	65	65	90-12

007



6-5-51 WESTERN REG. DUNKIRK BR. MP 450.0-MP 459.5