
ConRail

MAINTENANCE PROGRAM

AND

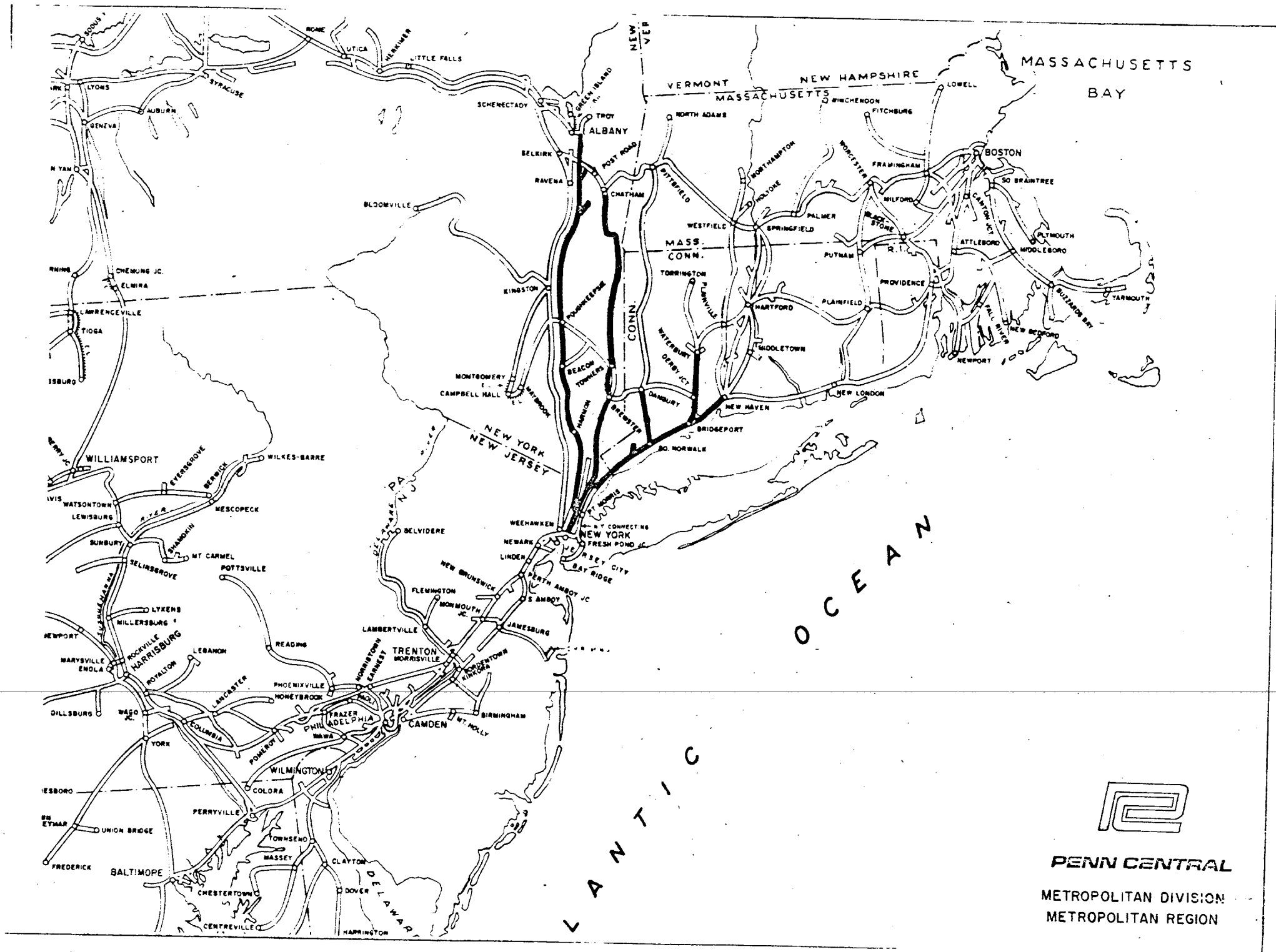
TRACK CHART

METROPOLITAN
REGION

X NYC
X NY, NH & H

CORRECT TO 1-1-76.....

<u>NAME</u>	<u>BETWEEN</u>	<u>M.P. TO M.P.</u>	<u>CODE</u>
HUDSON LINE	NEW YORK (G.C.T.) & RENSSELAER	0.0 - 140.5	9100
NEW HAVEN LINE	WOODLAWN & NEW HAVEN	12.0 - 73.0	9108
CLAVERACK IND. TRACK	HUDSON & CLAVERACK	0.0 - 4.2	9166
DANBURY BRANCH	SOUTH NORWALK & DANBURY	41.3 - 64.9	9119
HARLEM LINE	MOTT HAVEN & GHENT	5.0 - 125.0	9131
HUDSON RIVER CONN. RR	STUYVESANT (CP123) TO CP S.M.	0.0 - 8.4	9132
NEW CANAAN BRANCH	STAMFORD & NEW CANAAN	0.0 - 7.9	9118
WATERBURY BRANCH	DEVON & WATERBURY	0.0 - 26.9	9121



PENN CENTRAL
 METROPOLITAN DIVISION
 METROPOLITAN REGION

METROPOLITAN REGION MAP

PROGRAM LEGEND

DATE OF CONDITION PRECEDES CODE (If Known)
 CONDITIONS C O D E S

GRINDING	(No. of Passes)
WELDING	E = Electric TW = Thermit Weld G = Gas
SURFACING	Machines M = Matisa R = Railway Maint. Corp. W = McWilliams J = Jackson P = Pullman (Mainly on Branch Lines) P = Plasser E = Electromatic EM = Electromatic & Electromatic Jr. T = Tamper
TIES	(Year Installed Only) ST = SAFETY TIES
BARS	HF & HFT = Head Free Toeless Other Types HFF = Head Free Flange K4 WC = Crowned Oversize K6 W = Oversized K8 S = Short Bar or 24" Bar K24 SH = Second Hand
RAIL (See Note Below)	W = Welded (Designated by Cross-Hatching) F = Fit C = Cropped M = Modified MM = Med. Mang T = Transposed
BAL. CLEANING	S = Speno L = Loram B = Brownhoist P = Pullman N = Nordberg M = Mannix
JOINT STRAIGHTENER	(Year Worked On)

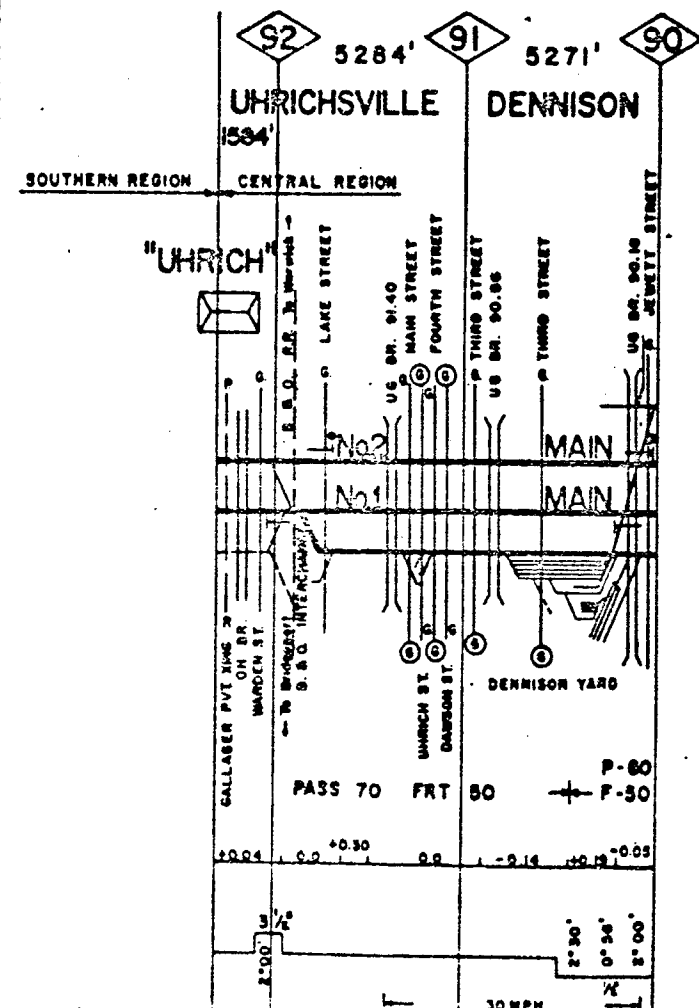
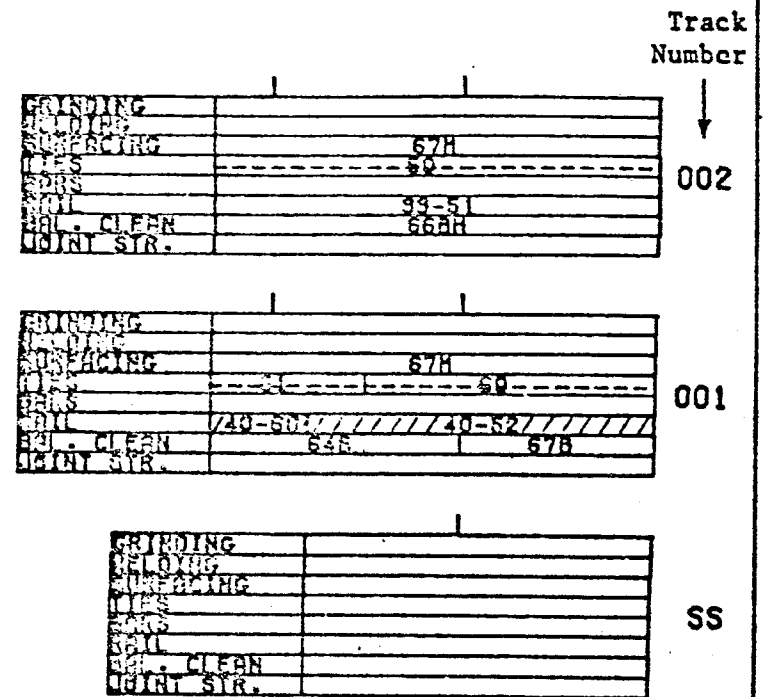
NOTE: On rail weights of over 100 lbs., the number 1 is dropped.
 EXAMPLE: 140 lbs. would be written 40.
 The rail weights will precede the year of rail.
 EXAMPLE: 131 - 1942 would be written 31-42.
 Welded rail will be followed with the letter "W".
 EXAMPLE: 40-68W.

MAINTENANCE PROGRAMMED WORK TO BE DONE THIS YEAR IS DESIGNATED WITH DASHED LINES.

CHART LEGEND

INTERLOCKING TOWER		YARD LIMIT BOARD	
INTERLOCKING		TUNNEL	
BLOCK STATION		OVERHEAD BRIDGE	
BLOCK LIMIT STATION		UNDERGRADE BRIDGE	
REMOTE CONTROLLED SWITCHES		POSITION LIGHT SIGNAL	
TRAIN ORDER DELIVERY STAFF		DRAGGING EQUIPMENT DETECTOR	
PUBLIC ROAD XING (GRADE)		SPRING SWITCHES	
" " " " With Flashers		HOT BOX DETECTOR (Pointing direction of traffic)	
" " " " With Flashers & Gates		STATE, COUNTY & TOWNSHIP LINES	
" " " " With Watchman		TELEPHONE (Booth or Box)	
PRIVATE ROAD XING (GRADE)		CURVE LUBRICATOR	

TYPICAL CHART



CENTRAL REG. MAIN LINE PGH.-ST.L. MP 90.0-MP 92.3 2-2-06

GRINDING	65	
WELDING	74E	
SURFACING	70	
TIES		
BARS		
RAIL	27F62	
BAL. CLEAN	565	65
JOINT STR.		

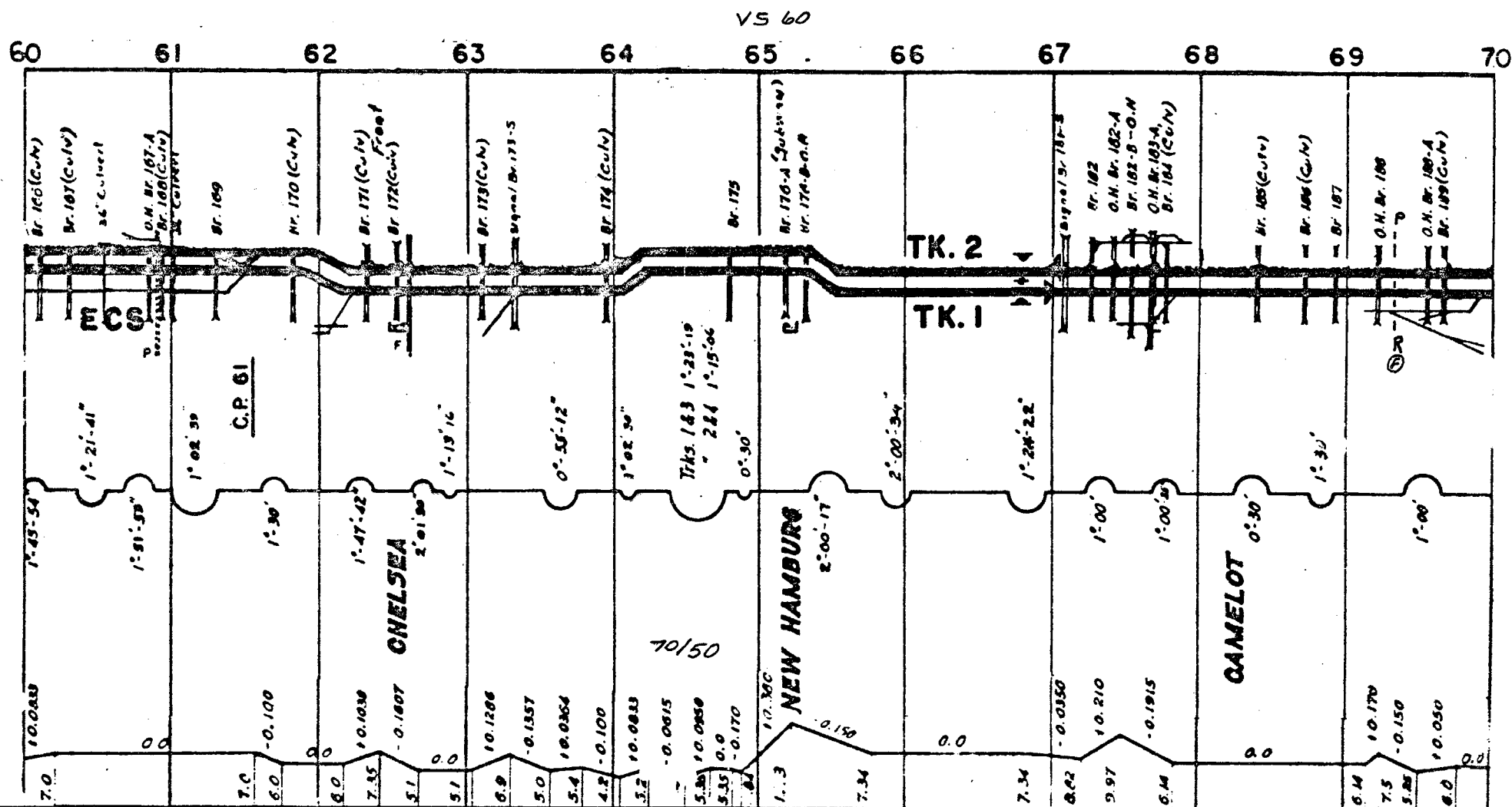
002

GRINDING	67		67		66	
WELDING	75P		75P		66	
SURFACING	65		66		66	
TIES	27-47		57		57	
BARS	27-47		27-46		27-46	
RAIL	75P		27-62R		27-49	
BAL. CLEAN	68		68		65	
JOINT STR.						

001

GRINDING	
WELDING	61
SURFACING	61
TIES	
BARS	
RAIL	27-47
BAL. CLEAN	
JOINT STR.	

ECS

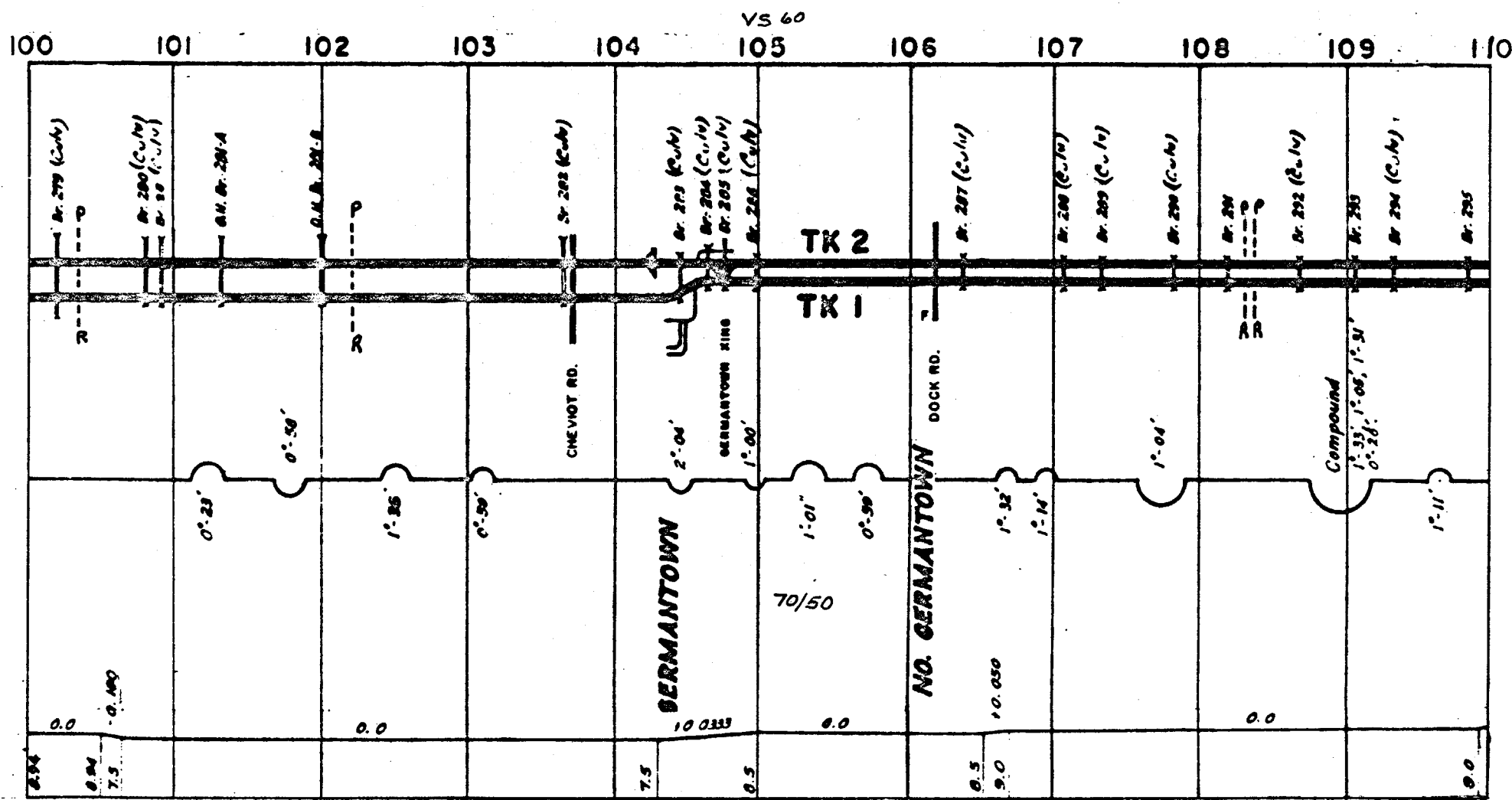


GRINDING	65				65	
WELDING						
SURFACING			75J		65	
TIES	75		60		75	
BARS						
RAIL	27-46	27-52M	27-50	27-52		
RAIL - CLEAN	63				565	
JOINT STR.						

002

GRINDING	65				67	
WELDING	63					
SURFACING	65		63			
TIES	65		74		63	
BARS						
RAIL	27-49	27-47	27-52M	27-50	27-53	
RAIL - CLEAN	61				565	
JOINT STR.						


001



GRINDING	67
WELDING	
SURFACING	69
TIRES	65
BAR	
RAIL	
RAIL - CLEAN	65
JOINT STR.	

007

1" V S 60



Mohawk Div.

GRINDING	74 (2)									
WELDING										
SURFACING	73E	74E		73E		75E				
TIES	55	72	73	72	55	73	72	75E	73	
BAR										
RAIL	19-73									
BAL. CLEAN	70									
JOINT STR.	31-45 71-2 31-46									

003

GRINDING	74 (2)									
WELDING										
SURFACING	73E	74E		73E		75E				
TIES	72	73			73E		75	75E		
BAR										
RAIL	19-74									
BAL. CLEAN	70									
JOINT STR.	31-50 31-39 71-2									

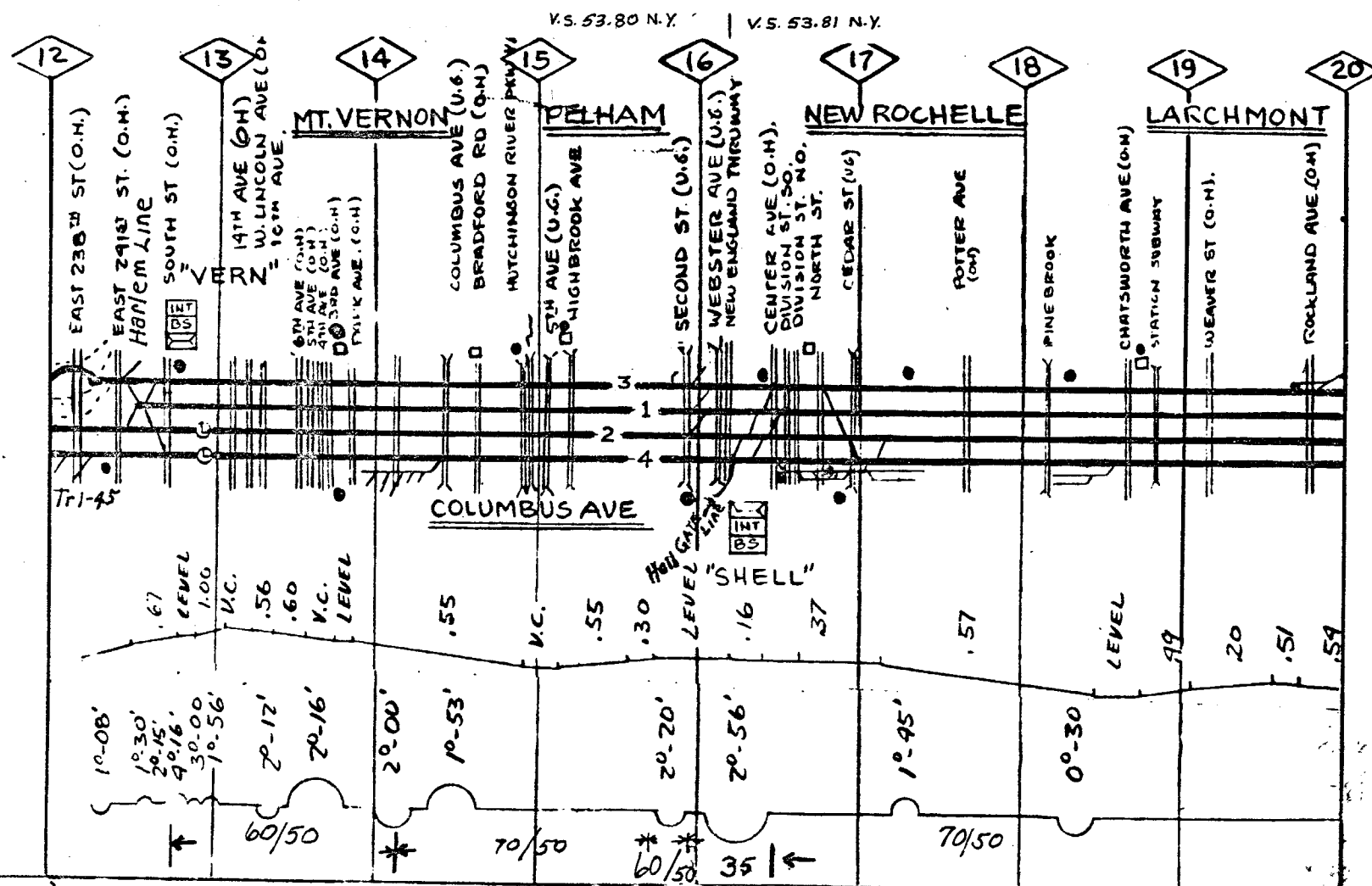
001

GRINDING	74 (2)									
WELDING										
SURFACING	75E	74E		75E		74E				
TIES		73						63		
BAR										
RAIL	19-74									
BAL. CLEAN	70									
JOINT STR.	19-74 40-64 71-2									

002

GRINDING	74 (2)									
WELDING										
SURFACING	75E	73E	74E		72		75E			
TIES										
BAR										
RAIL	19-74									
BAL. CLEAN	70									
JOINT STR.	31-45 71-2									

004

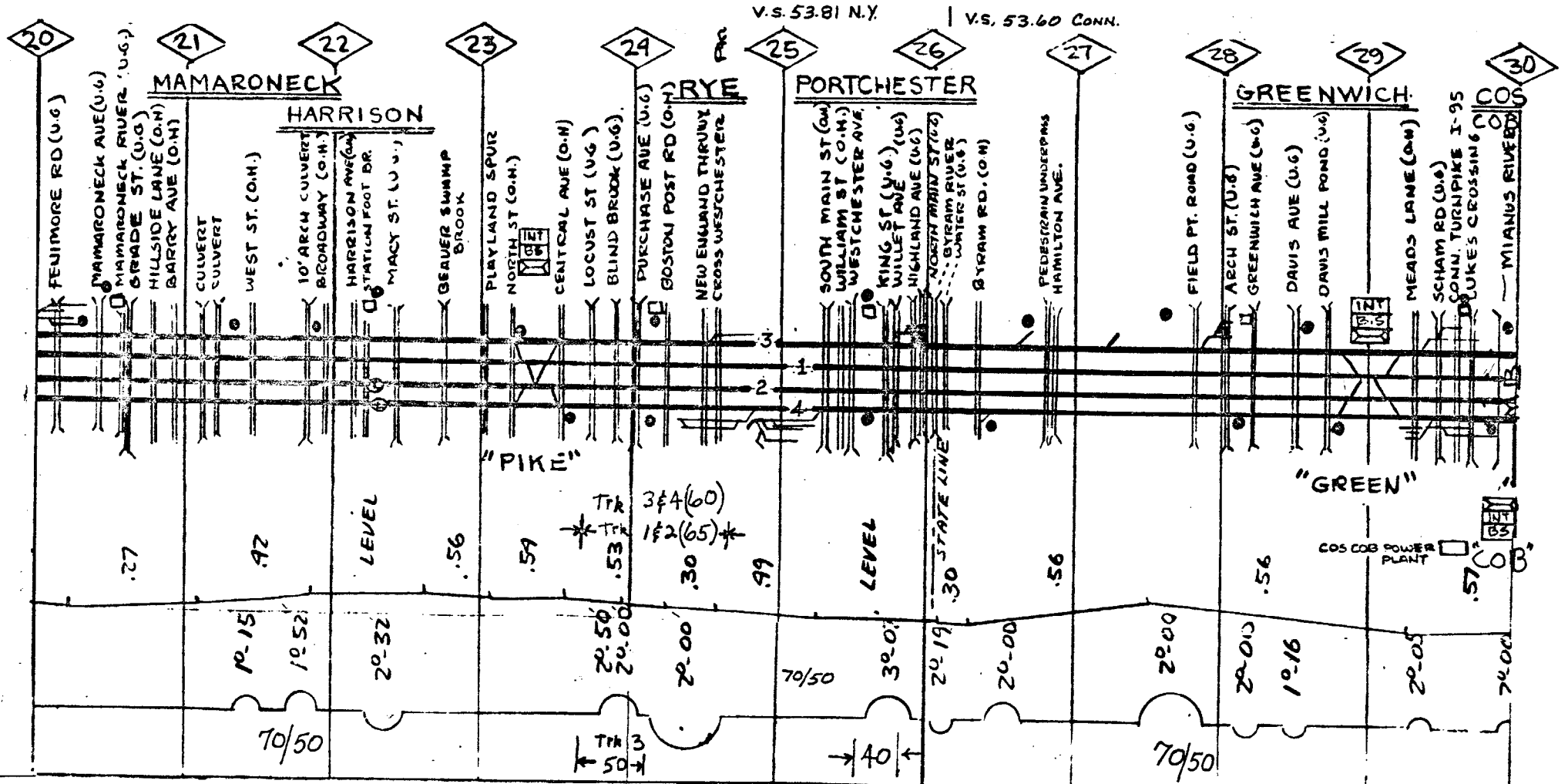


GRINDING									
WELDING									
SURFACING	75E		73E	74E	73E		75E		
TIES			73				74		74
RAIL	31-46						73		
BAL. CLEAN	71-2			31-46		V	19-75	V	
JOINT STR.									

GRINDING									
WELDING									
SURFACING	75E		75E	74E	75E		74E		
TIES			75				69		
RAIL	31-39	31-42							
BAL. CLEAN				31-50		V	69	V	40-74
JOINT STR.									

GRINDING									
WELDING									
SURFACING	74E		64SQ				74E		67SQ
TIES					63				
RAIL	V	40-64	V	40-54	V		40-64	V	
BAL. CLEAN	71-2								69
JOINT STR.									

GRINDING									
WELDING									
SURFACING	72	75E	58SQ	75E			72	74E	
TIES		68							
RAIL	31-45		31-42		31-45				
BAL. CLEAN	71-2					V	40-74	V	
JOINT STR.									



25

GRINDING																			
WELDING																			
SURFACING	72E		71P				74E		69SQ		74E		75E						
TIES		71			58		74				63		75E						
BAR																			
RAIL		31-44				31-45							31-47				31-44		
BAL. CLEAN													71-2						
JOINT STR.																			

003

GRINDING																			
WELDING																			
SURFACING		75E								75			75E						
TIES																			
BAR																			
RAIL		//////40-75//////																	
BAL. CLEAN										31-44									
JOINT STR.													71-2						

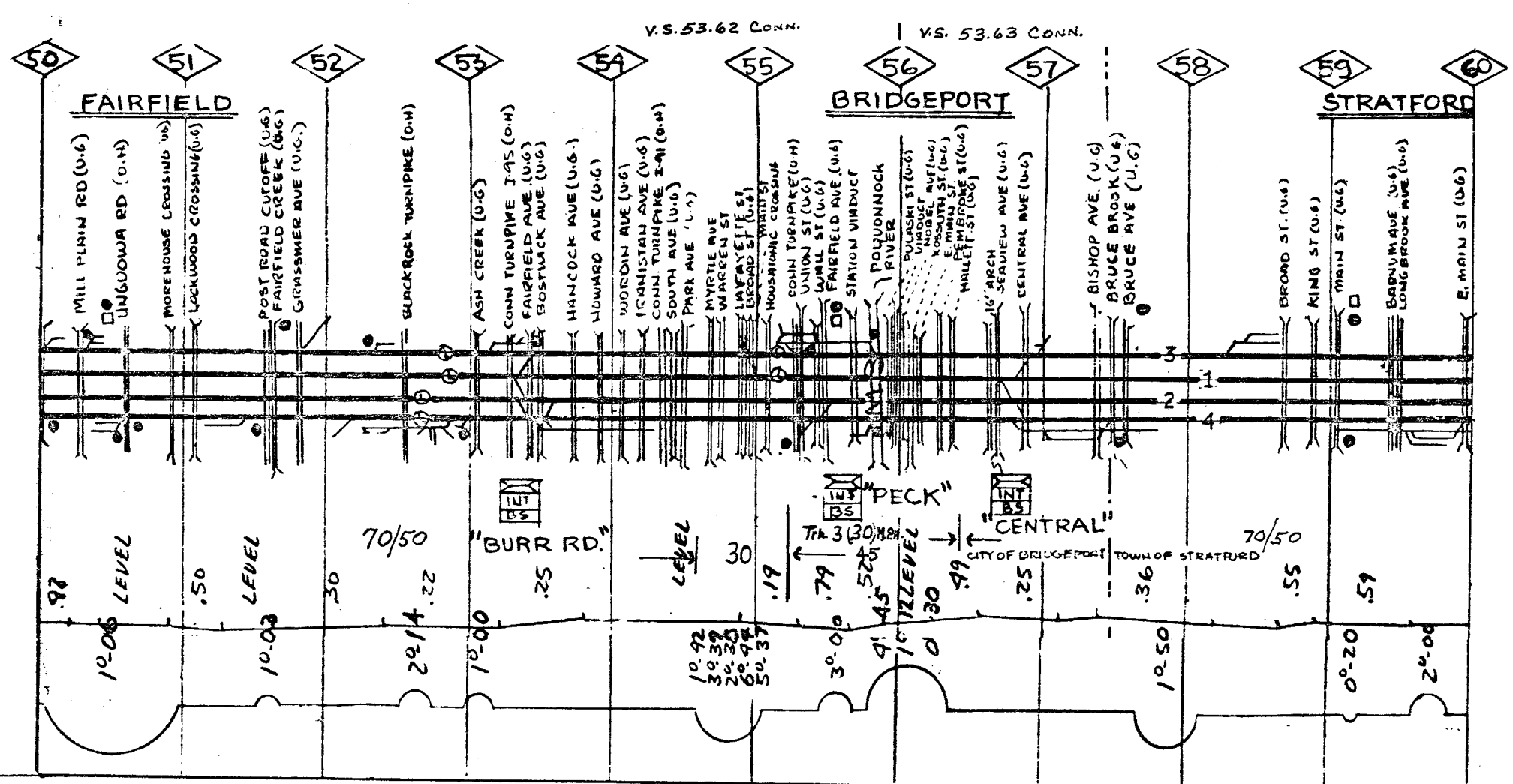
001

GRINDING																			
WELDING										69									
SURFACING						68SQ			75E				68SQ						
TIES										60									
BAR																			
RAIL																			
BAL. CLEAN										40-64									
JOINT STR.													71-2						

002

GRINDING																			
WELDING																			
SURFACING																			
TIES	58		72	75E		58		74		74E			63		75E				
BAR																			
RAIL																			
BAL. CLEAN										31F75			31-46						
JOINT STR.													31-44						
													71-2						

004



9-1-08 METRO. REG. NEW HAVEN LINE MP 50.0-MP 60.0

27

GRINDING			
WELDING			
SURFACING	68SQ		75E
TIES		69	
BAR			
RAIL	31-40		31-45
BAR. CLEAN			
JOINT STR.			

003

GRINDING		69	
WELDING			
SURFACING	68SQ	75E	75E
TIES		66	
BAR			
RAIL	////// 40-67 //	31-46	31-45
BAR. CLEAN			
JOINT STR.			

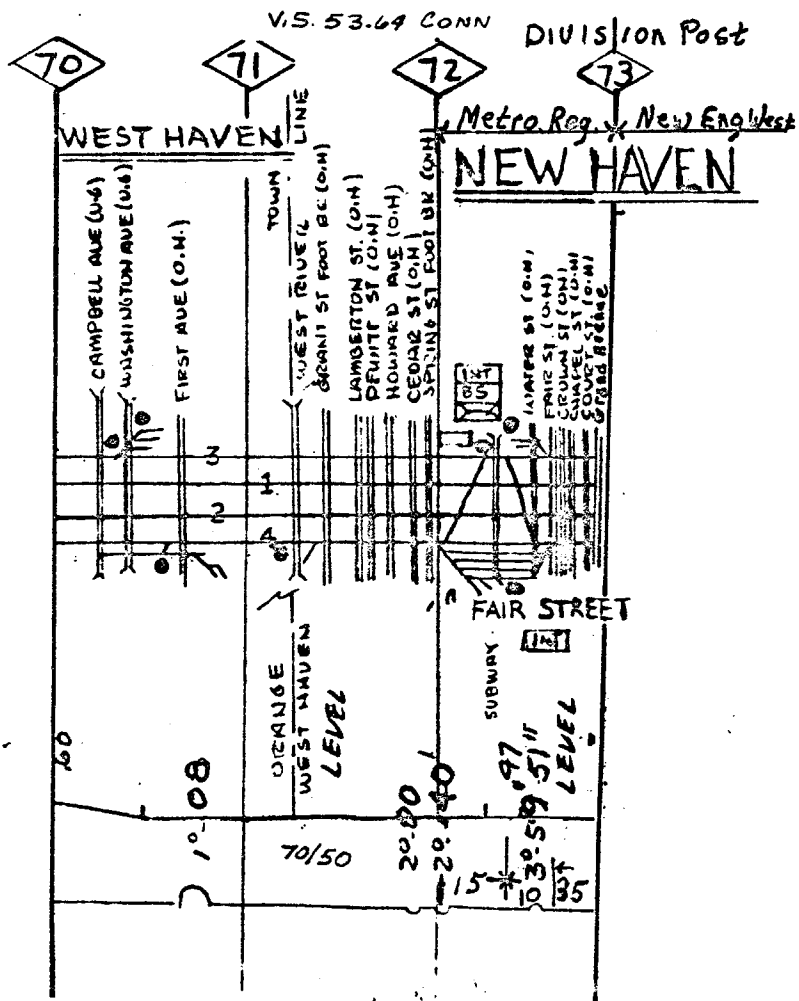
001

GRINDING		69	
WELDING			
SURFACING	70SQ	75E	59SQ
TIES		59	
BAR			
RAIL	////// 40-67 //		
BAR. CLEAN			
JOINT STR.			

002

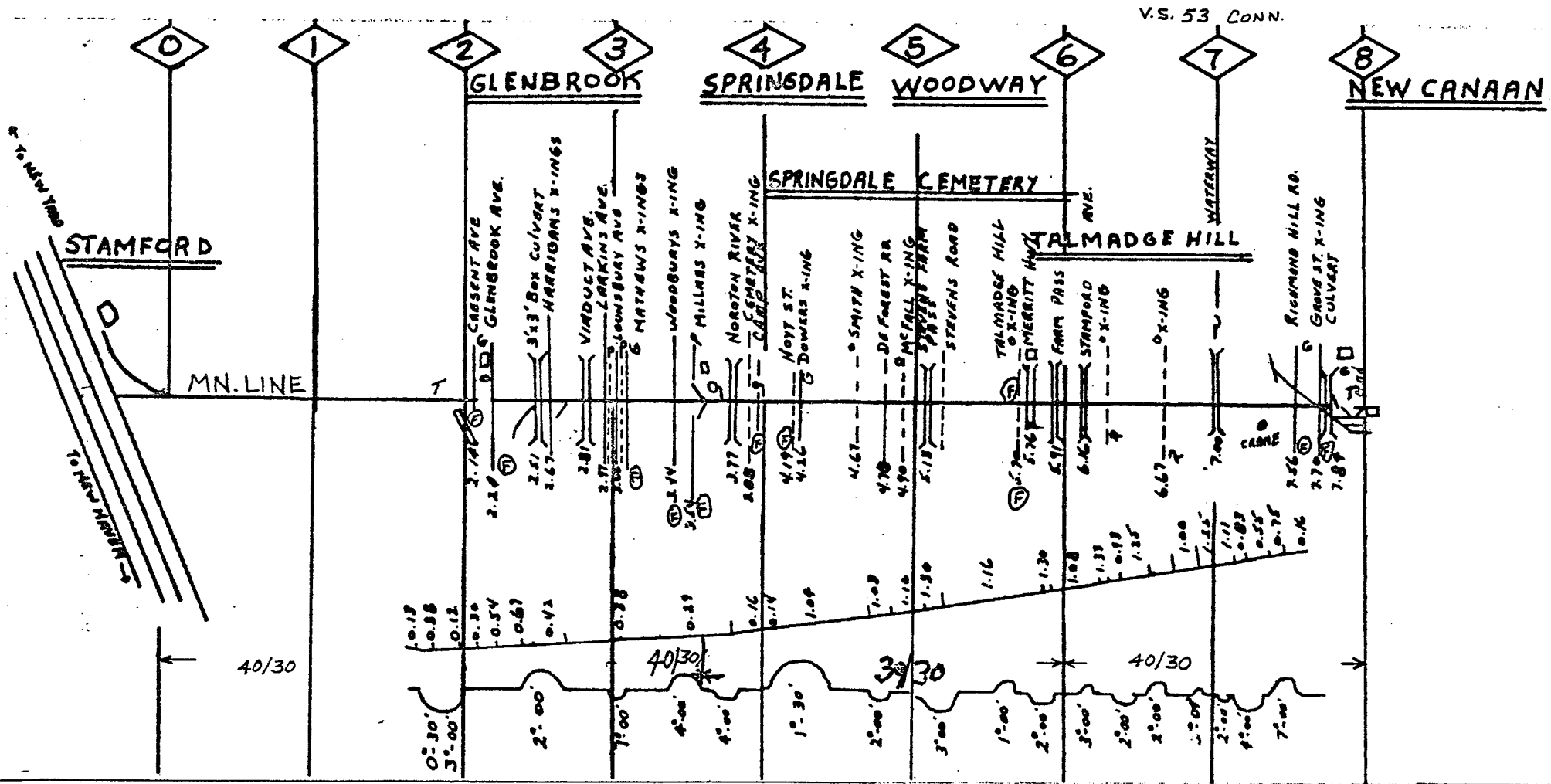
GRINDING			
WELDING			
SURFACING	70SQ	68SQ	75E
TIES		63	
BAR			
RAIL	31-40	31-46	31-45
BAR. CLEAN			
JOINT STR.			

004



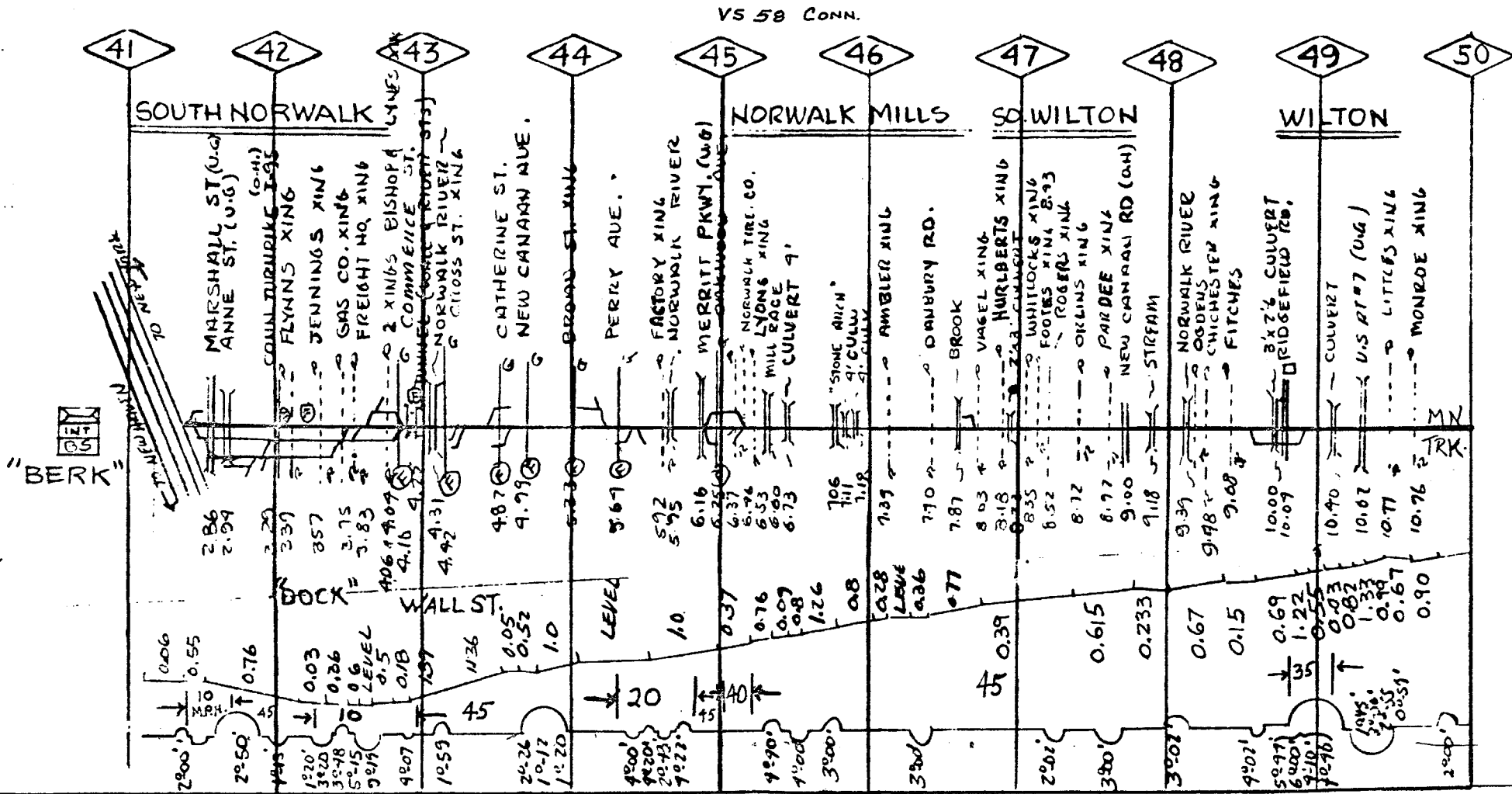
GRINDING	
WELDING	
SURFACING	
TIES	75E
BARS	74
RAIL	12F75
RAIL CLEAN	
JOINT STR.	

007



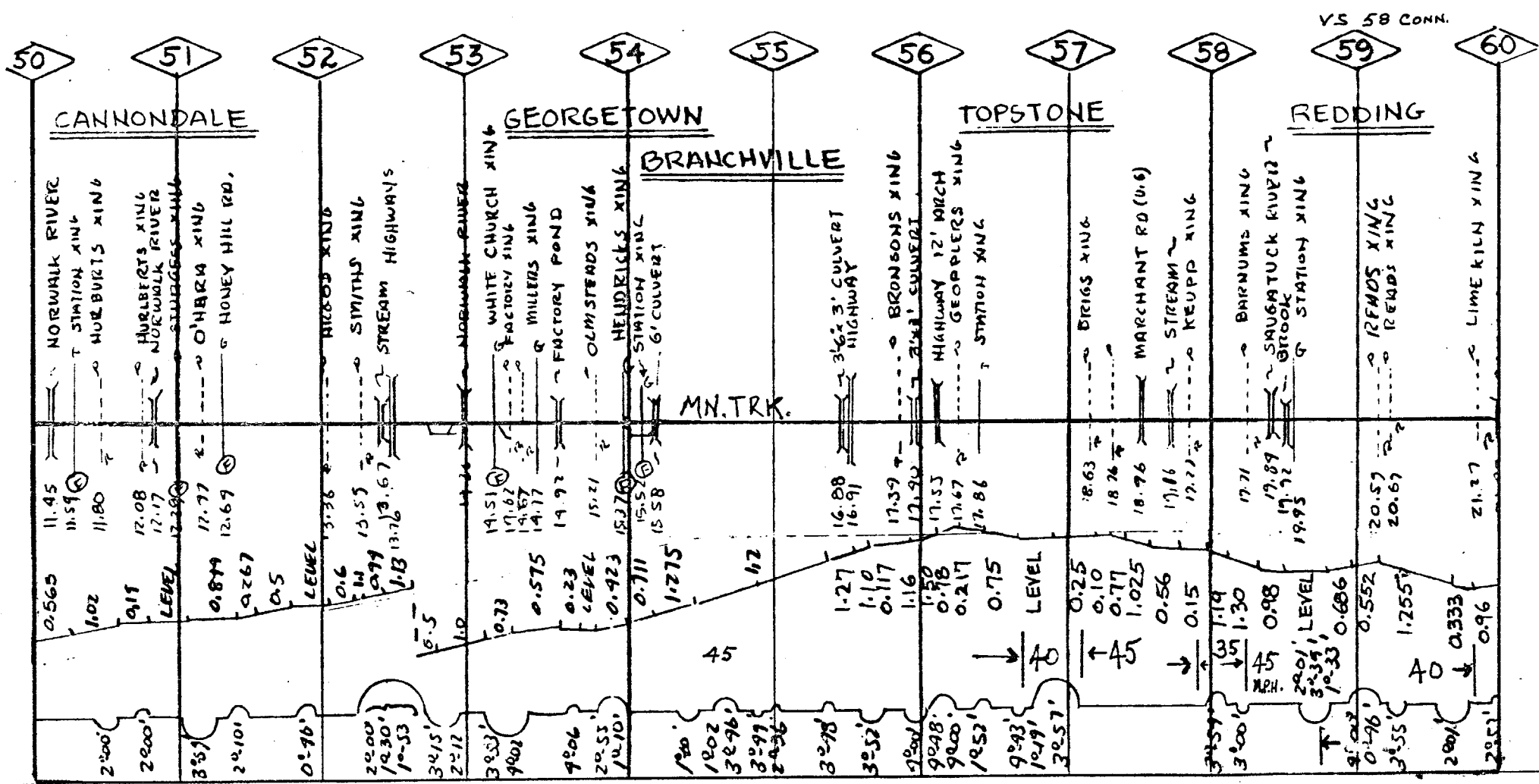
GRINDING									
WELDING									
SURFACING									
TIES	175		75		75E		75		74
RAIL	31F75								
RAIL - CLEAN									
JOINT STR.									

007



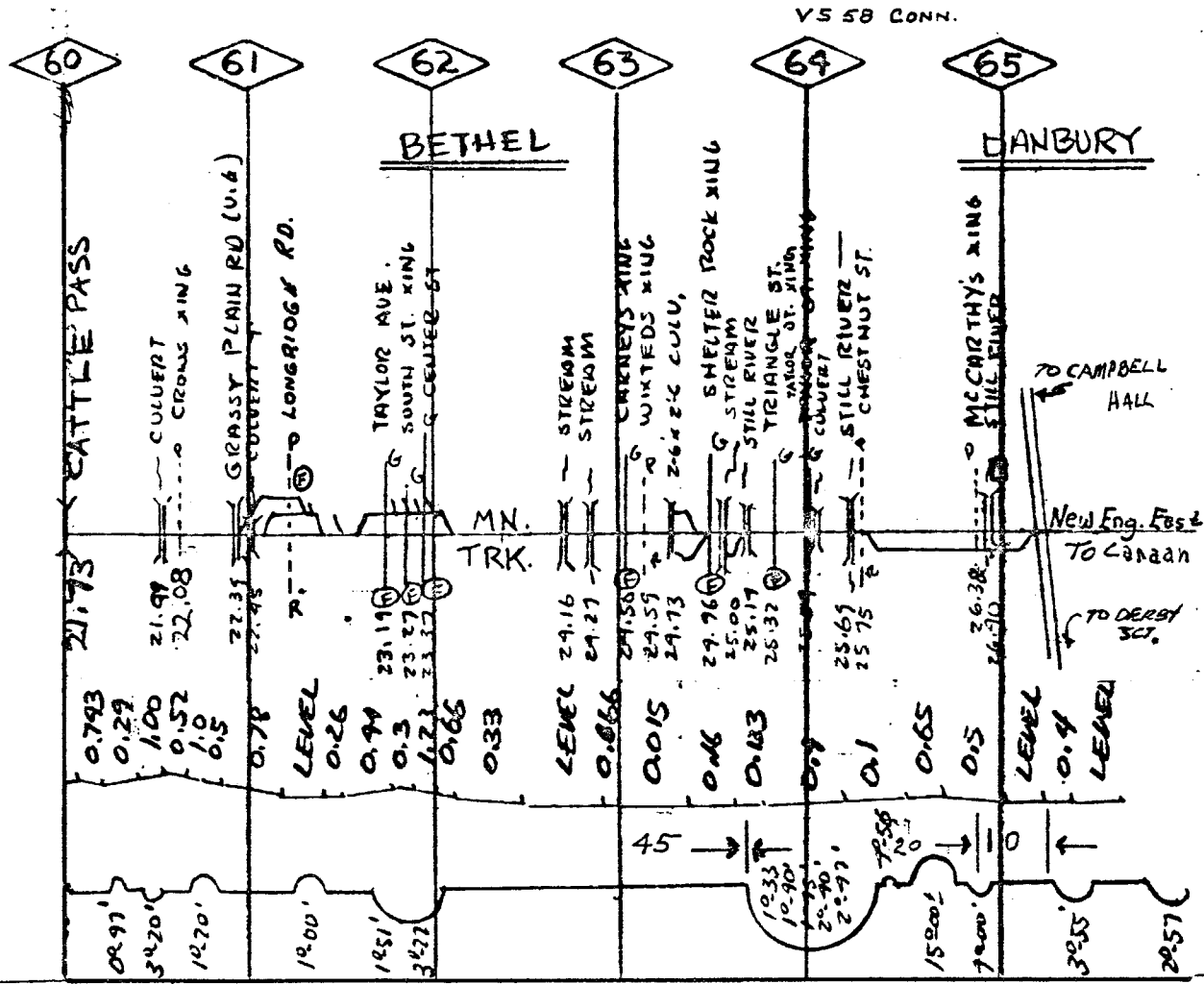
GRINDING									
WELDING									
SURFACING									
TIES			75E		74E		75E		
RAIL					31F75				
RAIL - CLEAN									
JOINT STR.									

007



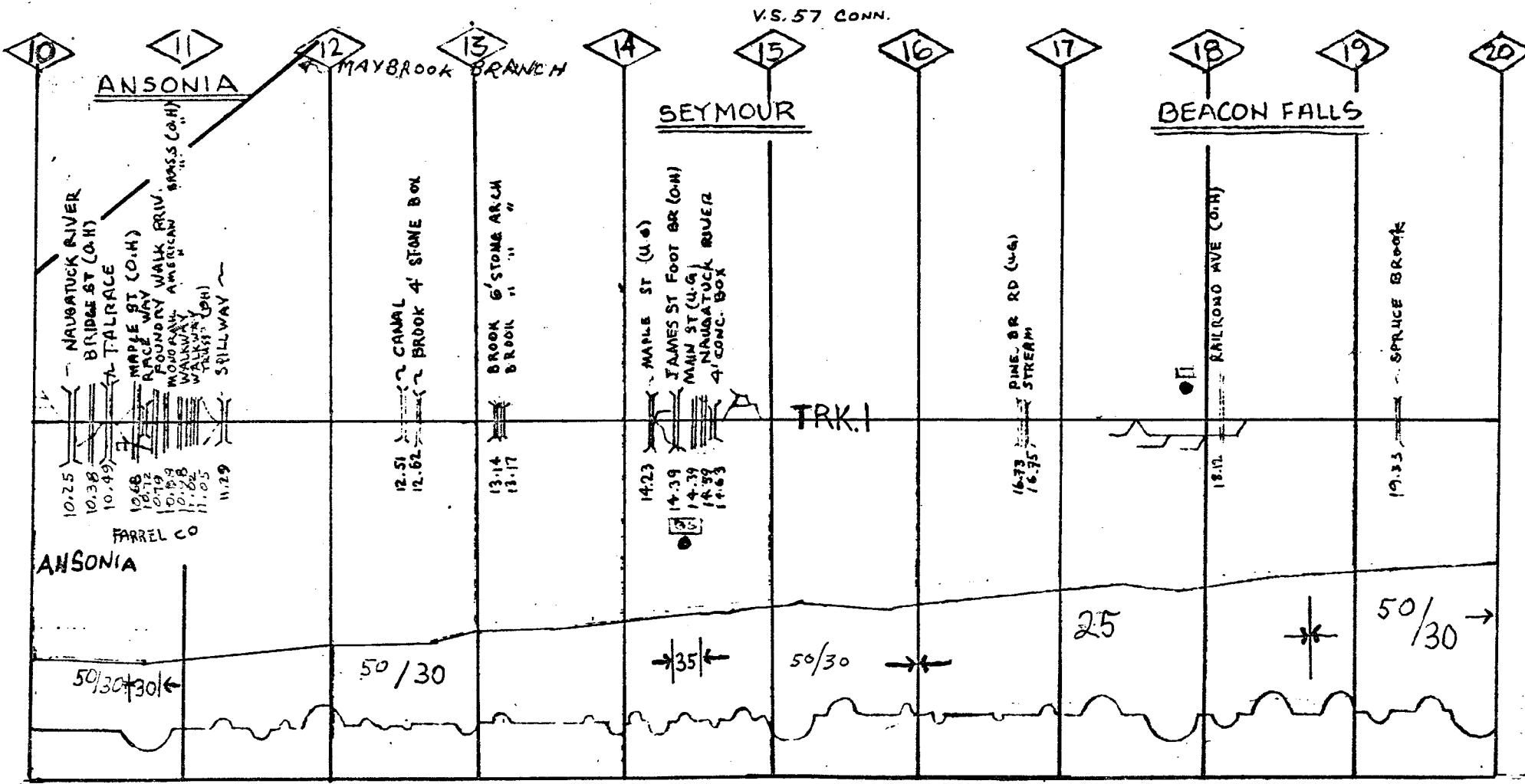
GRINDING			
WELDING			
SURFACING	73E	73	75E
TIES			
RAIL	/////////////////31F74/////////////////31F74/////////////////VV/////////		
RAIL - CLEAN			
LOC. NT STR.			

007



GRINDING									
WELDING									
SURFACING	73E		73E				74E		
TIES									
RAIL	31-22		31-47		31-47		40-56	31-47	31-47
RAIL CLEAN									
JOINT STR.									

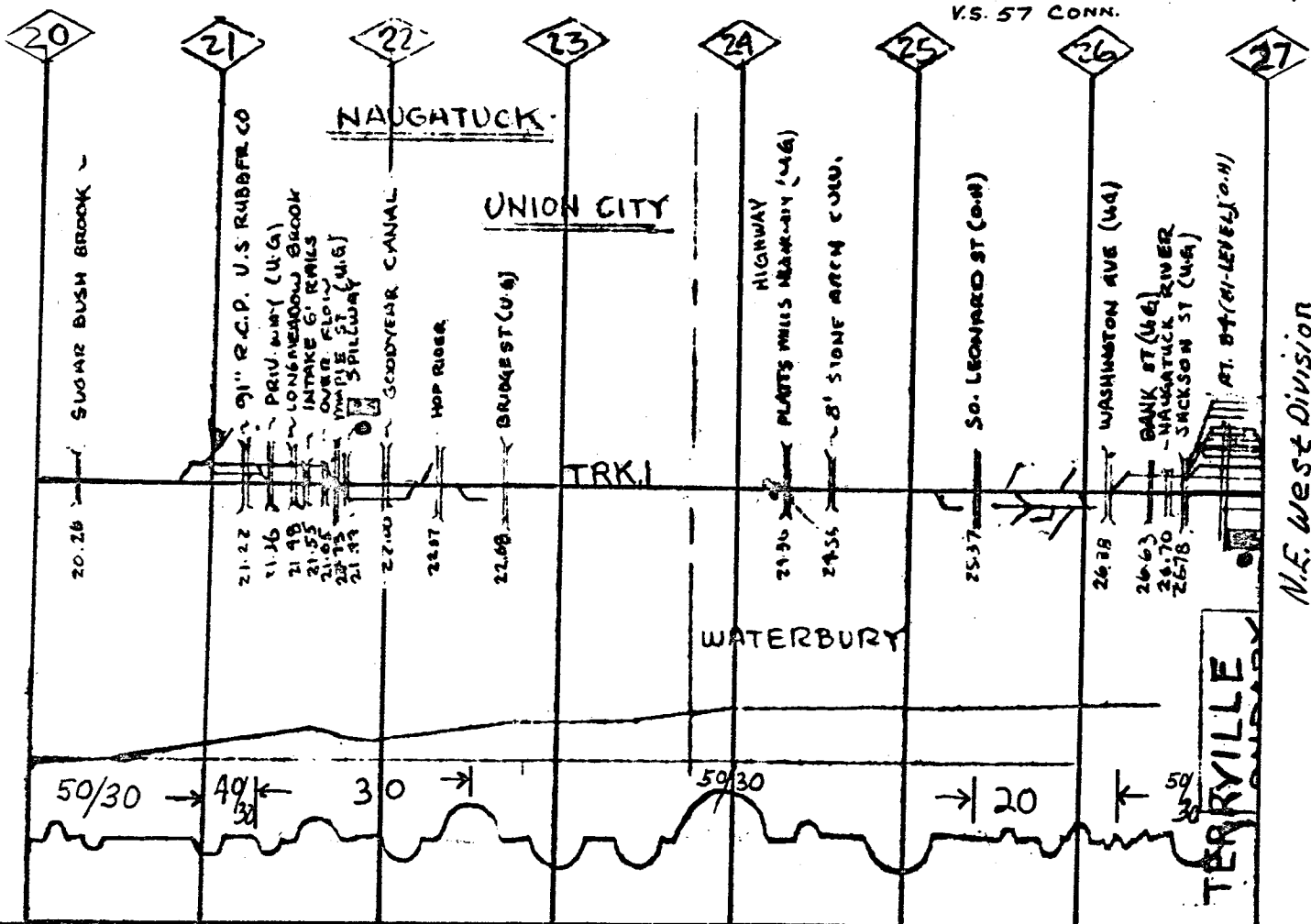
007



9-1-21 MET. REG. WATERBURY BRANCH MP 10.0 - MP 20.0

GRINDING					
WELDING					
SURFACING			74E		
TIES					
BOARDS					
RAIL		31-47		31-47	
RAIL - CLEAN					
JOINT STR.					

007



GRINDING					74(2)	
WELDING						
SURFACING	69	71E	73E	74E	73E	74E
TIES					64	62
BAR						
RAIL	V////				12-39	
RAIL - CLEAN						
JOINT STR.						

004

GRINDING					74(2)	
WELDING						
SURFACING	74E	43	73E	74E	73E	
TIES	60	69		73	66	73
BAR						66
RAIL	V////V	V////	V////	V////	V////	V////
RAIL - CLEAN				15-59		19-72
JOINT STR.						

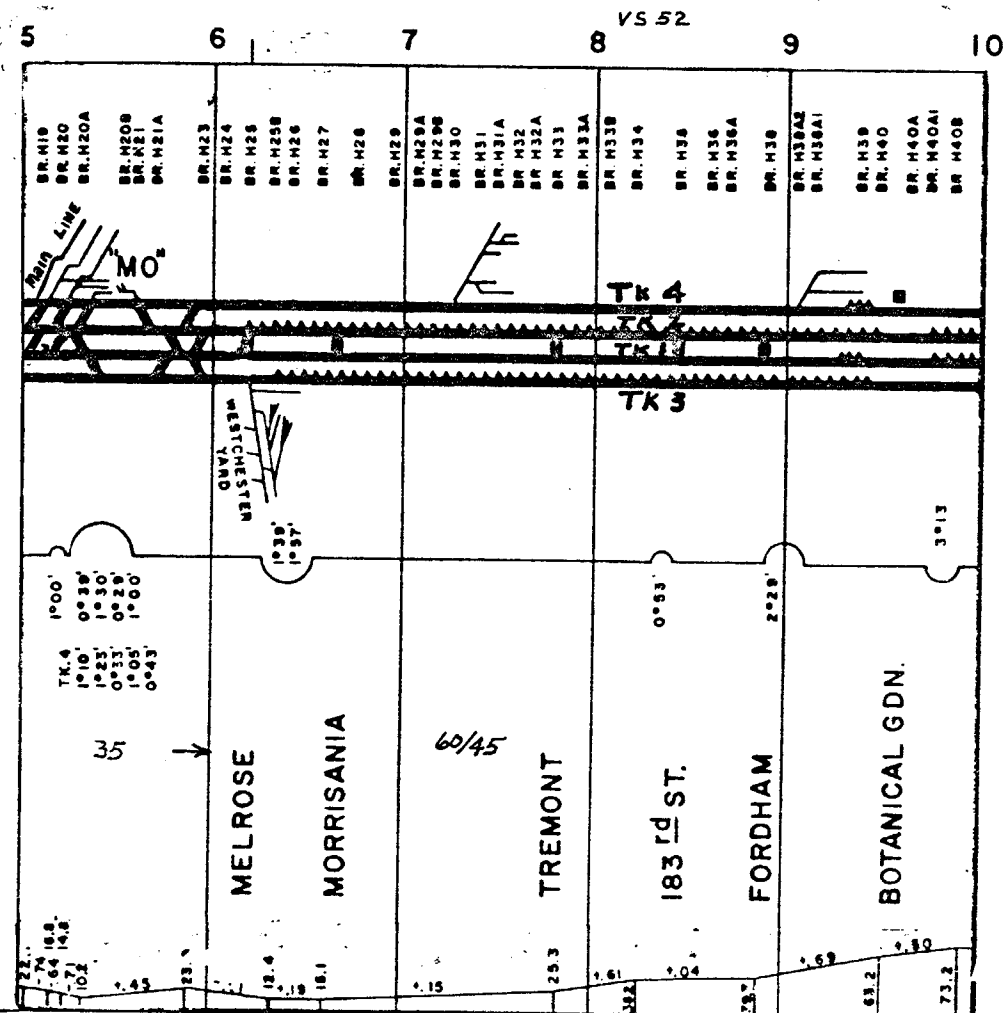
002

GRINDING	68				74(2)	
WELDING	67	67	66			
SURFACING	71E	73	71E		74E	
TIES	62				73	
BAR						
RAIL		44	V////	V////	V////	V////
RAIL - CLEAN				19-74		
JOINT STR.						

001

GRINDING					65	
WELDING		66	65			
SURFACING	74E		73E	74E	72E	74E
TIES	62			63		66
BAR	58					
RAIL	V//X	12-42	V////	V////	V////	V////
RAIL - CLEAN				27E	65	
JOINT STR.						

003



9-1-31 METRO. REG. HARLEM LINE MP 5.0-MP 10.0

35

36

GRINDING	74 (2)				
WELDING	74E				
SURFACING	74E				
TIES	57	62	57	69	62
BARS	12-43				
RAIL	V // 19-74 // V				
RAIL CLEAN	V // 19-74 // V				
JOINT ST.					

004

GRINDING	74 (2)									
WELDING	74E									
SURFACING	74E									
TIES	64	73	60	71					75P	
BARS	19-73									
RAIL	V // 19-73 // V									
RAIL CLEAN	V // 19-73 // V									
JOINT ST.										

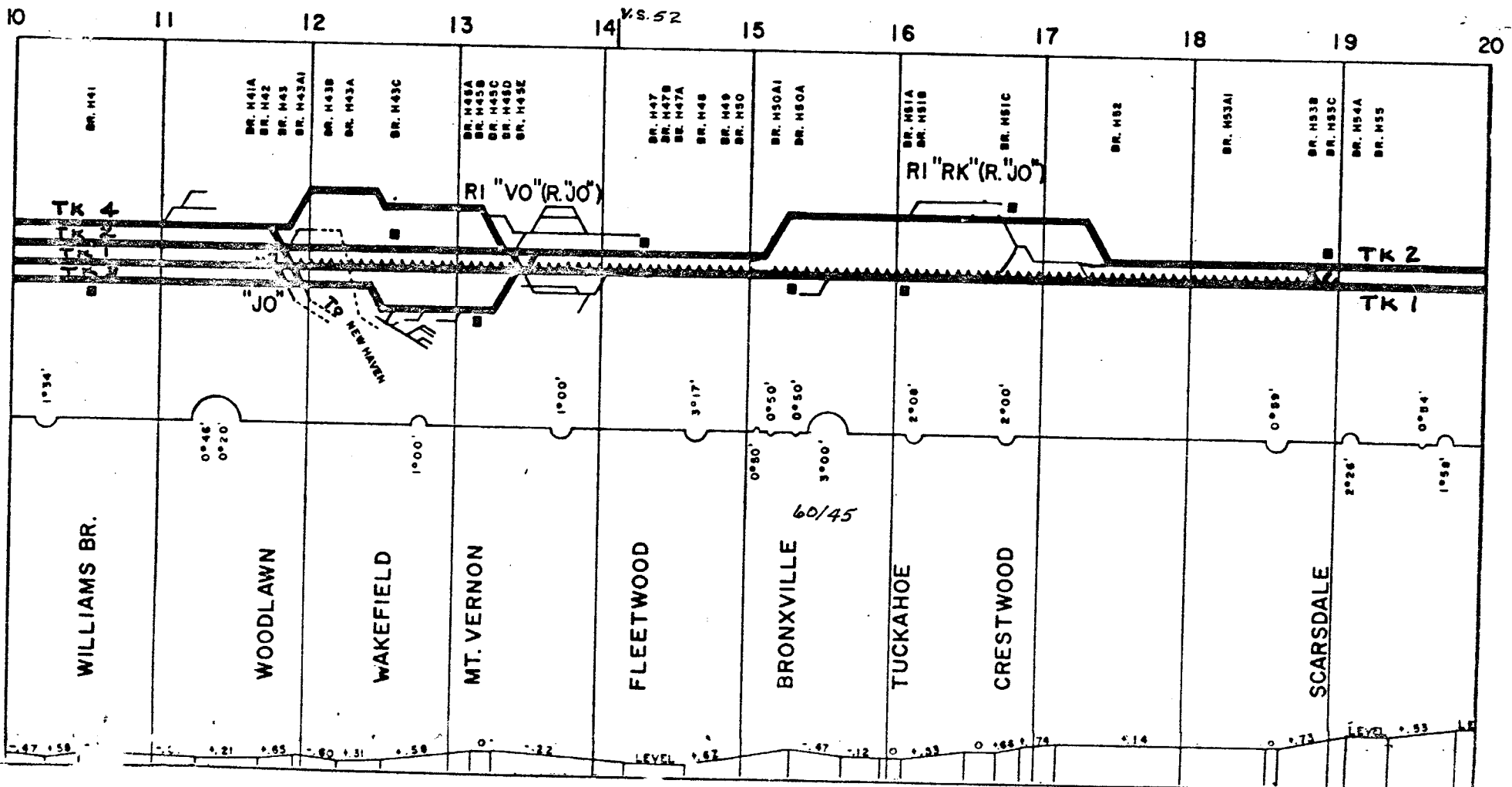
02

GRINDING	74 (2)									
WELDING	74E									
SURFACING	74E									
TIES	73			73E				74E		73E
BARS	19-74									
RAIL	V // 19-74 // V									
RAIL CLEAN	V // 19-74 // V									
JOINT ST.										

001

GRINDING	74E		
WELDING	74E		
SURFACING	74E		
TIES	69		74
BARS	19-74		
RAIL	V // 19-74 // V		
RAIL CLEAN	V // 19-74 // V		
JOINT ST.			

003



9-1-31 METRO. REG. HARLEM LINE MP 10.0 - 20.0

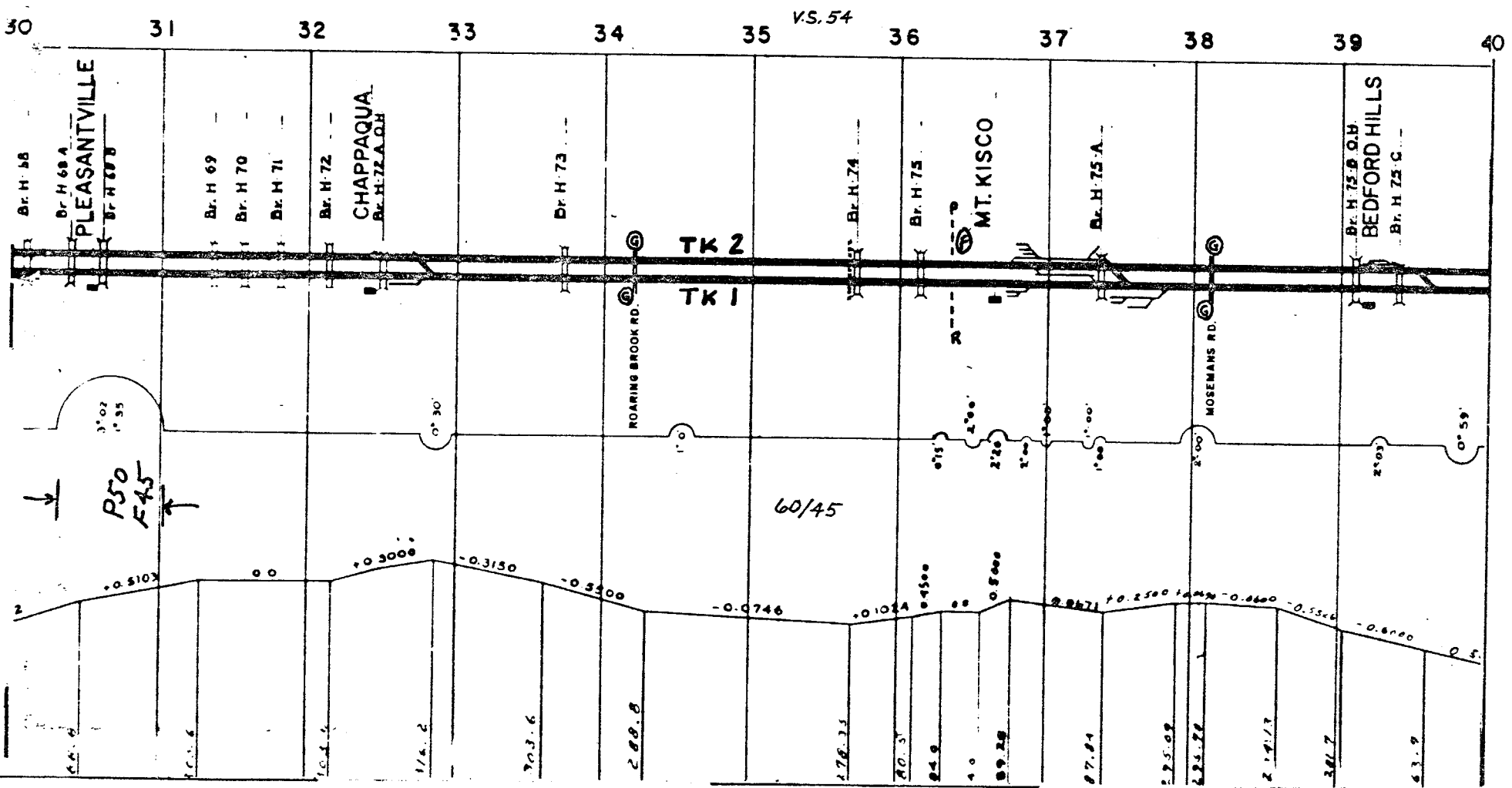
38

GRINDING														
WELDING														
SURFACING														
TIES	65	71E		170		65	75P	70		170		73E	71E	
RAIL	05-25		05-26		05-49		05-26		05-55R		05-26		05-27	
BAL. CLEAN														
JOINT STR.														

002

GRINDING														
WELDING														
SURFACING														
TIES	62	71E				65		75P					65	
RAIL	05-24		05-23		05-24		05-29		05-55R		05-46		05-45	
BAL. CLEAN														
JOINT STR.														

001



9-1-31 METRO. REG. HARLEM LINE MP 30.0-MP 40.0

GRINDING		
WELDING	63	
SURFACING	73E	55
TIES	73	
BARS	62	
RAIL	05-30	
BAL. CLEAN		
JOINT STR.		

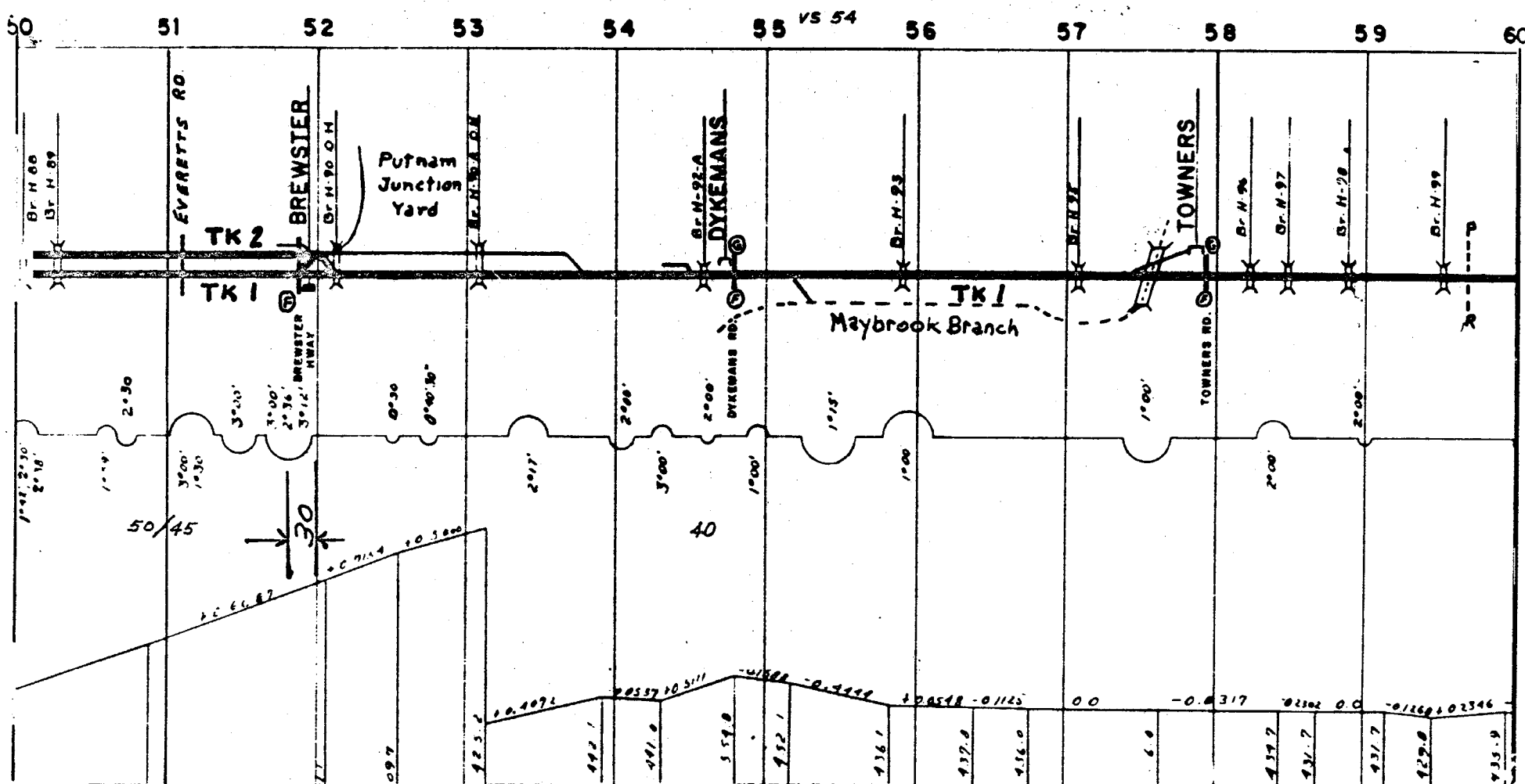
002

GRINDING		
WELDING	65	
SURFACING	73E	55
TIES		
BARS		
RAIL	05-48	
BAL. CLEAN		
JOINT STR.		

001

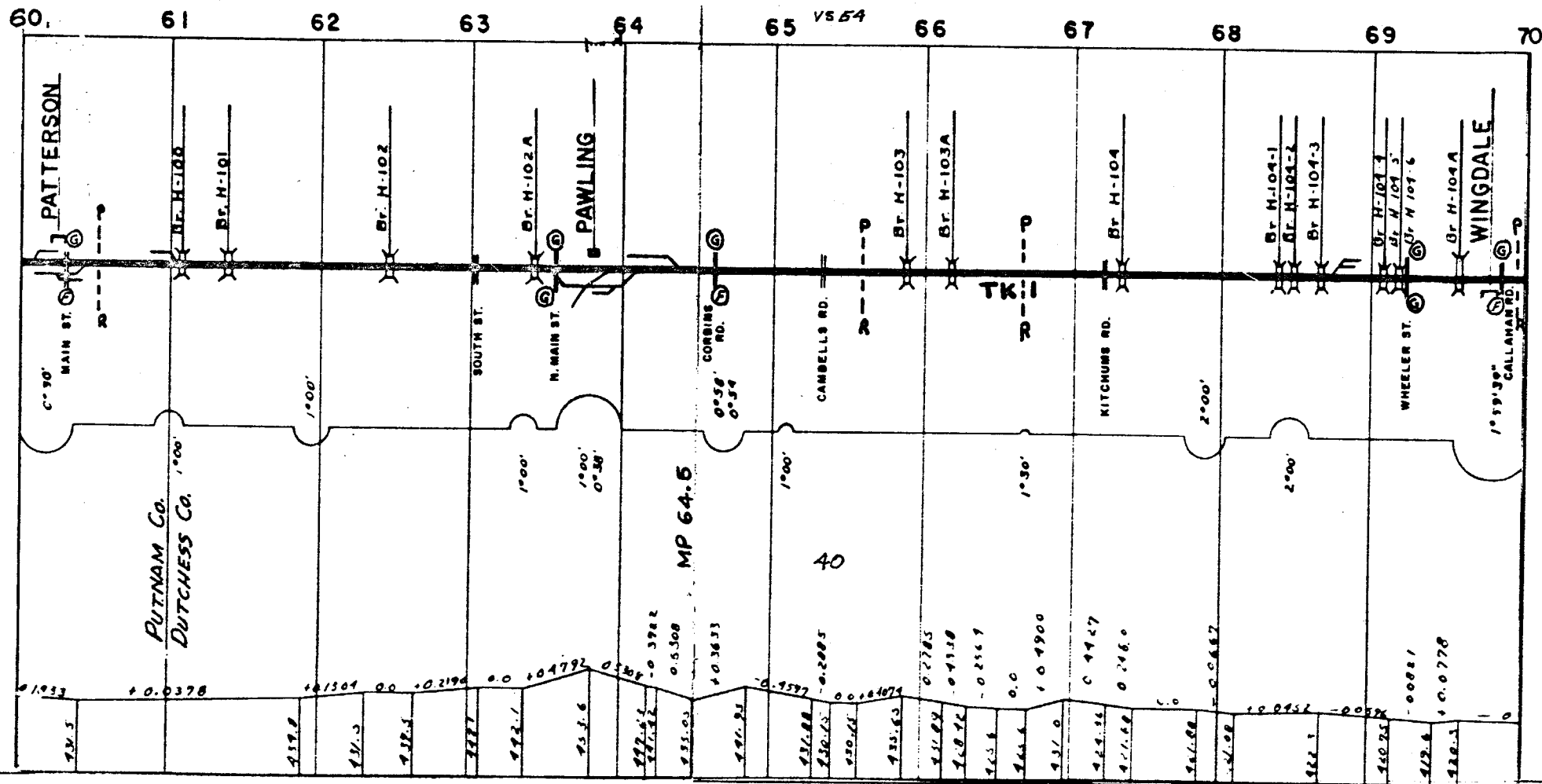
GRINDING			
WELDING			66
SURFACING			
TIES			
BARS			61
RAIL	05-51R	05-50R	05-19
BAL. CLEAN			
JOINT STR.			

007



GRINDING			
WELDING			
SURFACING	66		
TILES			
BARS			
RAIL	05-19		05-35R
RAIL - CLEAN			
JOINT STR.			

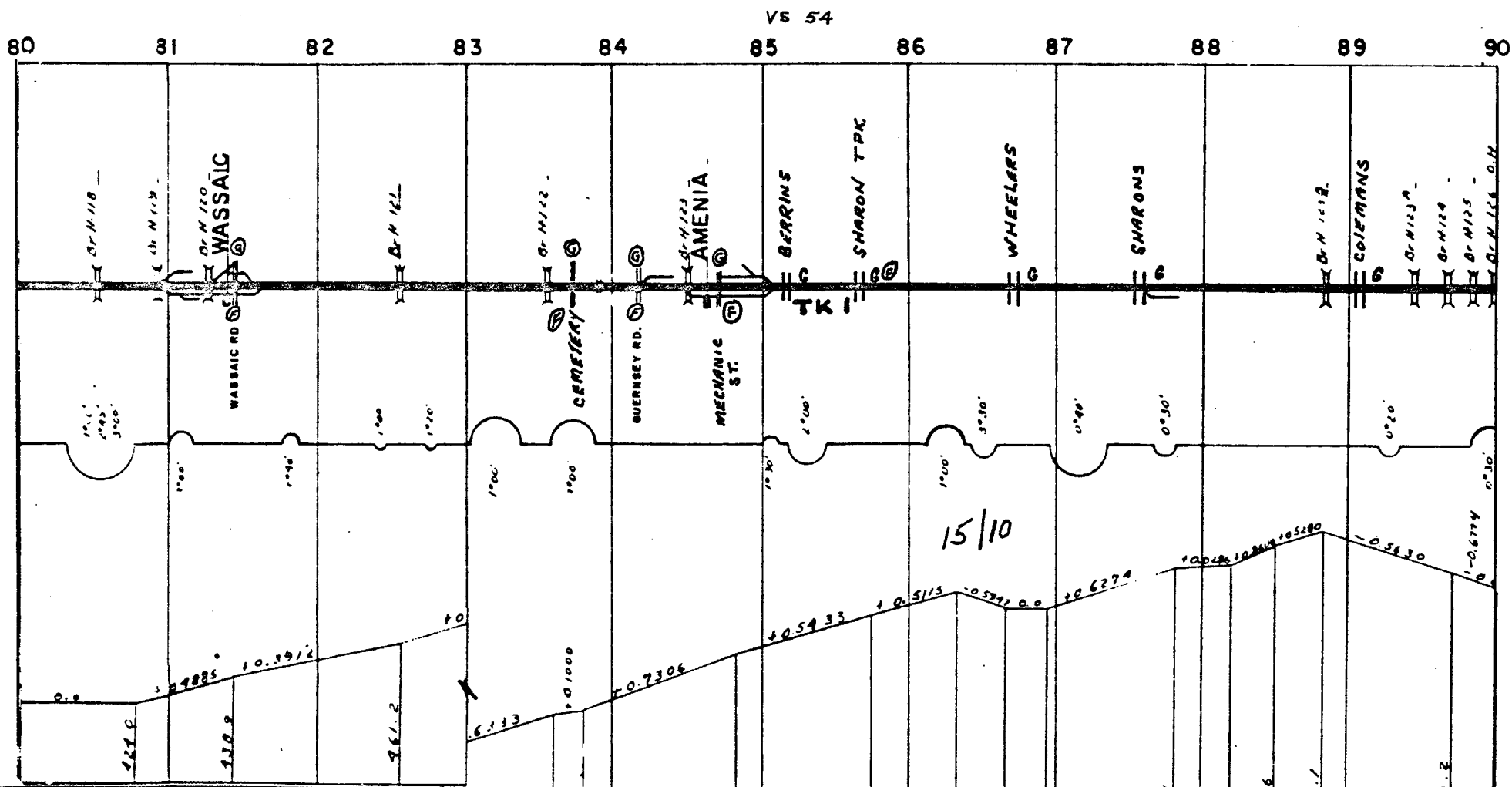
007



9-1-31 METRO. REG. HARLEM LINE MP 60.0-MP 70.0

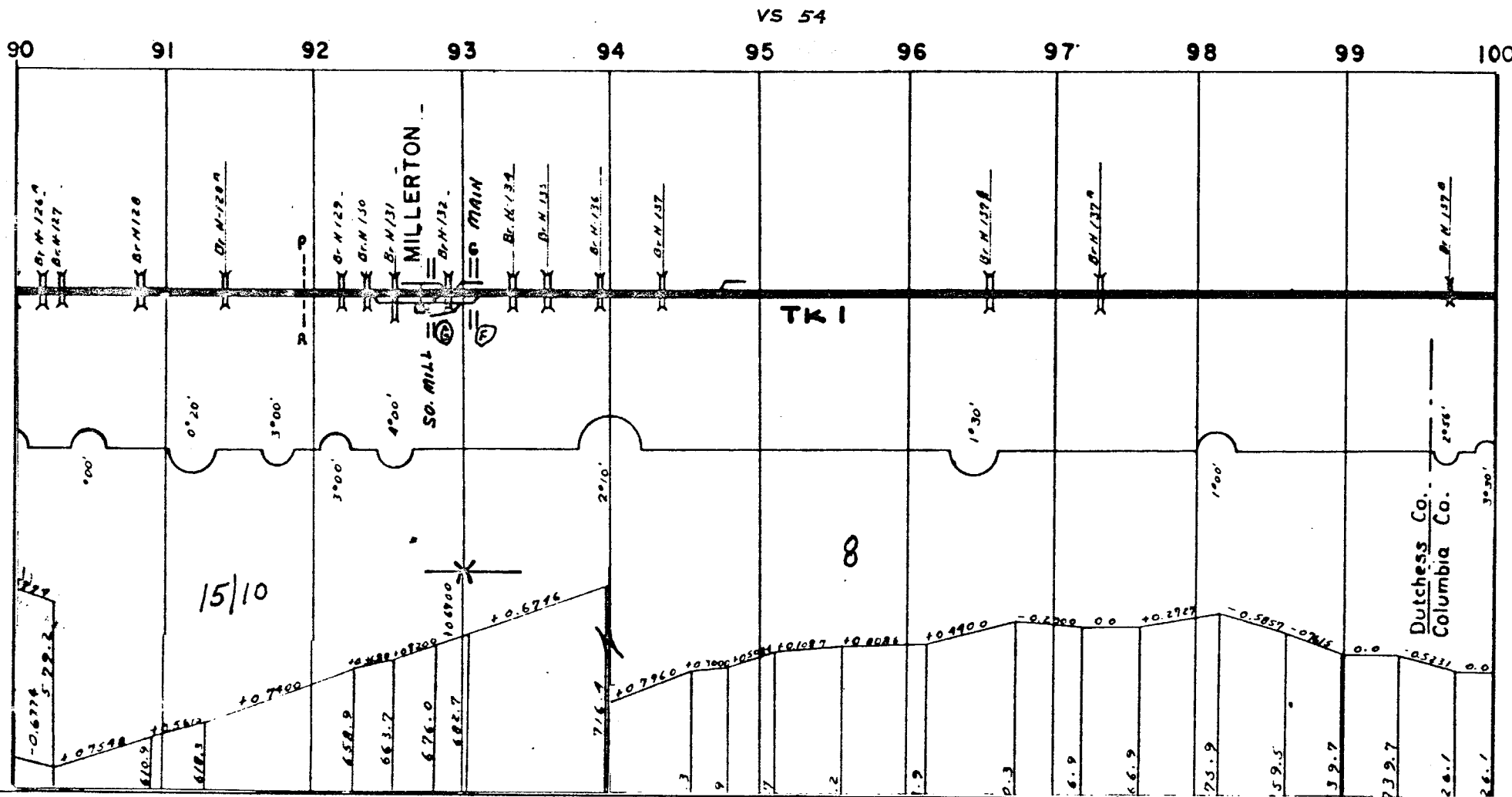
GRINDING									
WELDING									
SURFACING									
TIES			56		57				
BAR						57			
RAIL	05-25		05-21			05-21			05-21
BAL. CLEAN									
JOINT STR.									

007



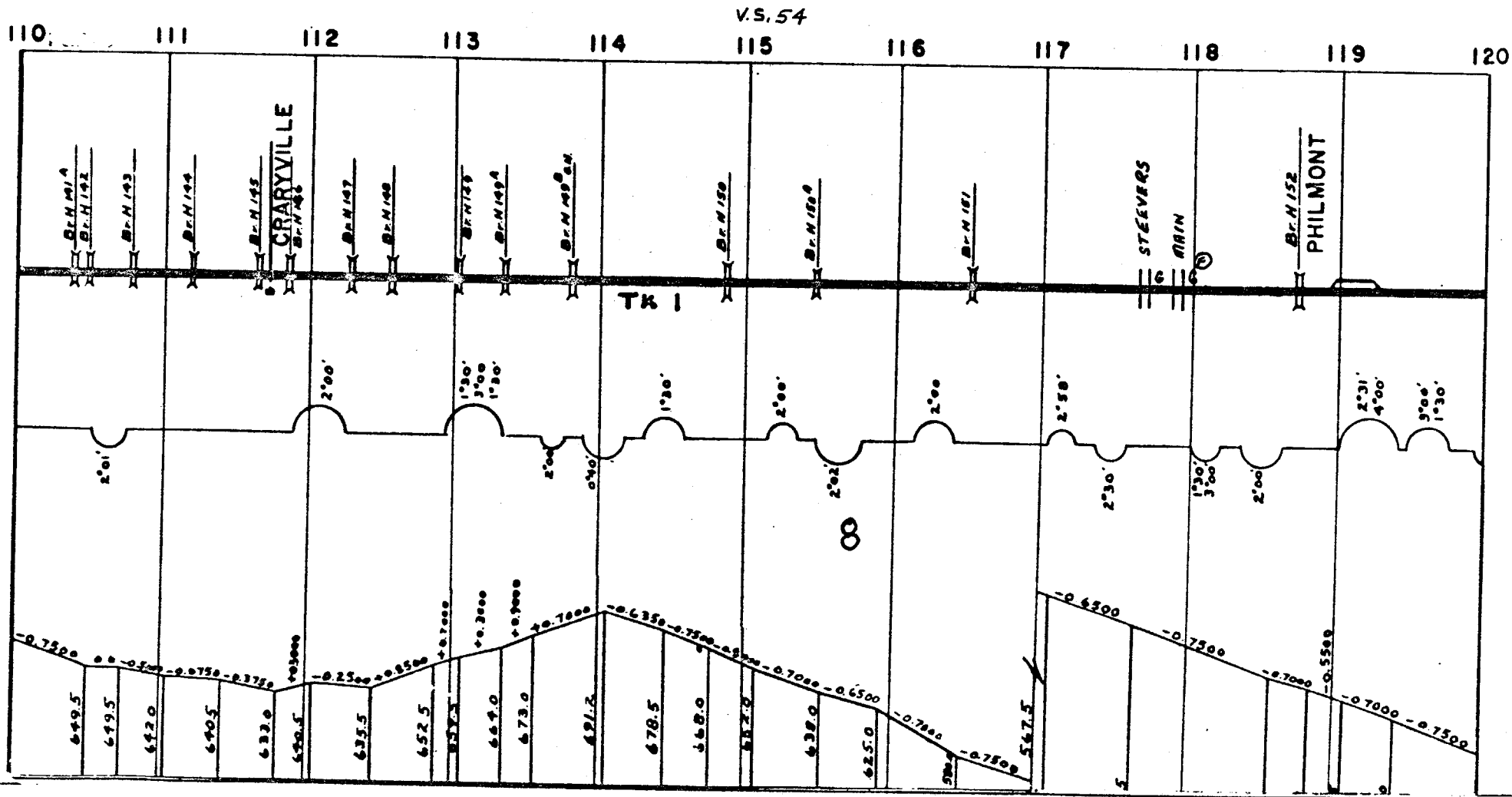
GRINDING										
WELDING										
SURFACING										
TIES										
RAIL	49					57			57	
RAIL - CLEAN	05-21	05-20		05-20		05-19			05-26	
JOINT STR.										

007



GRINDING										
WELDING										
SURFACING										
TIES		61		56	59					
RAIL	57			58		61				
RAIL - CLEAN										
JOINT STR.										

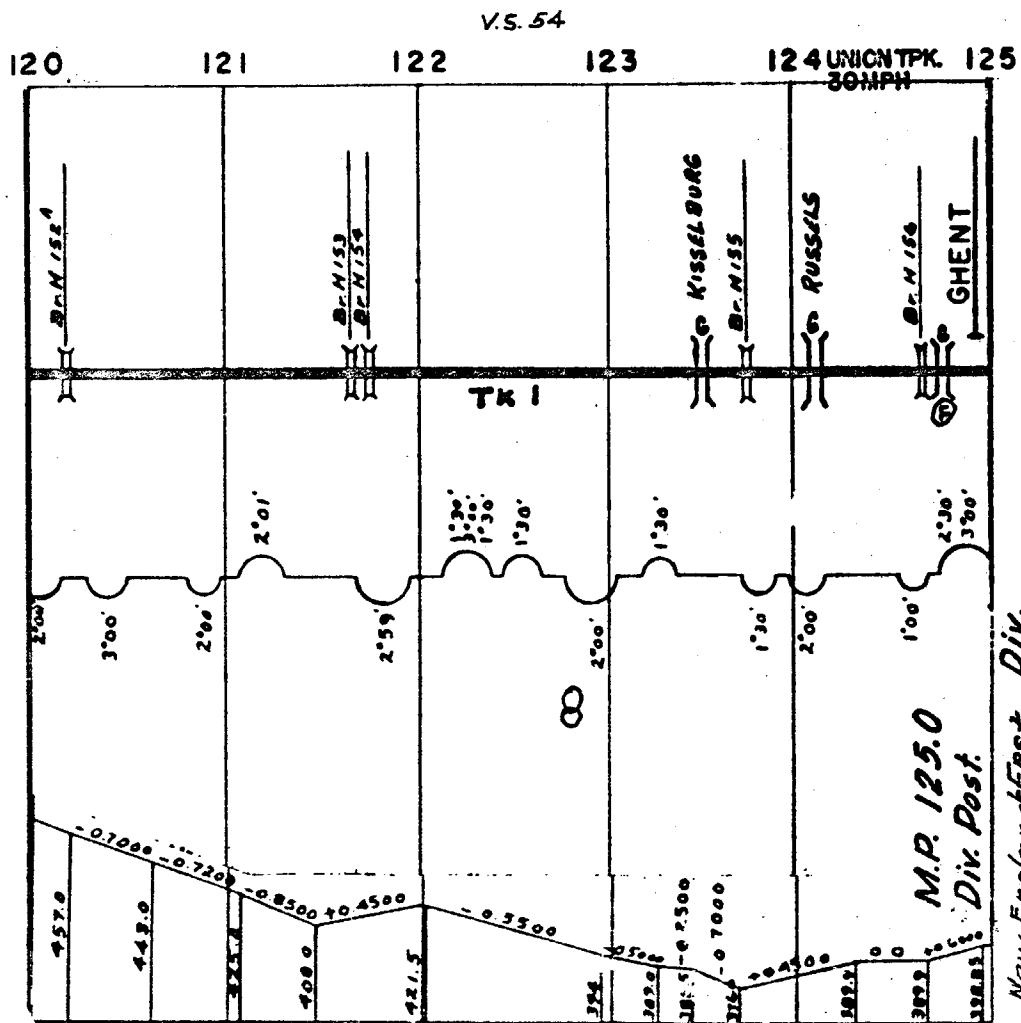
007



47

GRINDING		
WELDING		
SURFACING		
TIES		
BARB		
RAIL	05-27	05-21
SPAL. CLEAN		
JOINT STP.		

007



9-1-31 METRO. REG. HARLEM LINE MP 120.0-MP 125.0

GRINDING		
WELDING	63	
SURFACING	75E	
TIES	75	
BAR		
RAIL	27-62	27-52
BAL. CLEAN	66	
JOINT STR.	66	

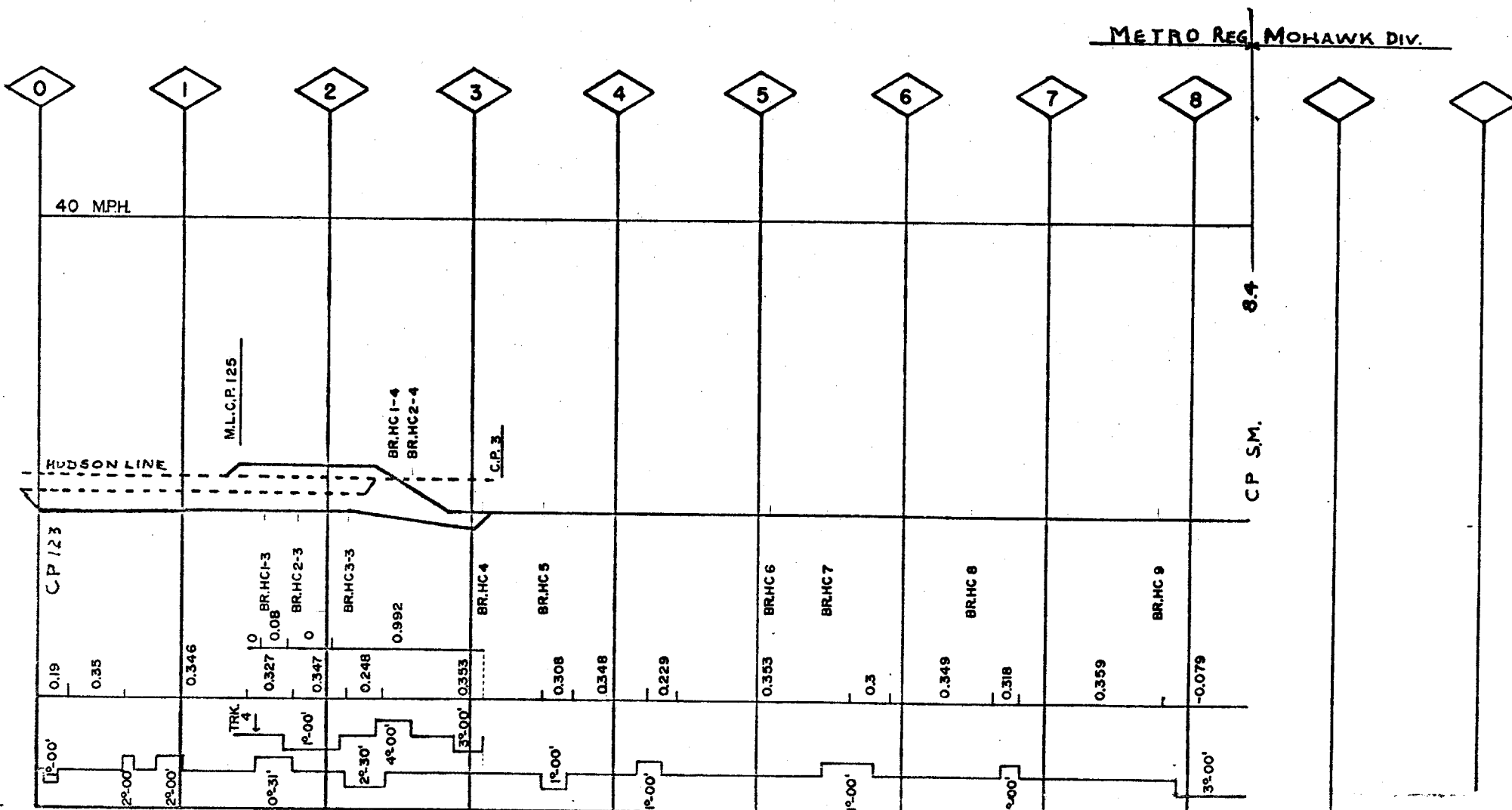
004

GRINDING			
WELDING			62
SURFACING			75J
TIES			75
BAR			
RAIL	27-52		66
BAL. CLEAN		27-40	
JOINT STR.			66

007

GRINDING		
WELDING	62	
SURFACING	66M	
TIES	61	
BAR		
RAIL	15-38	15-39
BAL. CLEAN	66	
JOINT STR.		

003



GRINDING				
WELDING				
SURFACING				
TIES			66	
RAIL	00-20	05-32	00-19	00-23
RAIL CLEAN				
JOINT STR.				

007

