

---

# ConRail

---

MAINTENANCE PROGRAM

AND

TRACK CHART

ATLANTIC  
REGION

SCRANTON  
DIVISION

CORRECT TO 1-1-76.....

<u>NAME</u>	<u>BETWEEN</u>	<u>M.P. TO M.P.</u>	<u>CODE</u>
MAIN LINE	SLATEFORD JCT. & BINGHAMTON	74.3-192.9	6201
MAIN LINE	MILL R T & LANESBORO	91.2-189.8	6302
MAIN LINE	LANESBORO & BINGHAMTON	189.8-213.2	6303
B&P BRANCH	PORTLAND & BATH	82.0-110.5	6243
BLOOMSBURG BRANCH	SCRANTON & NORTHUMBERLAND	133.8-213.5	6241
*BROWNSVILLE BRANCH	HILLSIDE JCT. & HILLSIDE	0.0- 0.5	6248
*H&N BRANCH	AVONDALE & BLISA	154.9-161.7	6259
*JEFFERSON BRANCH	LANESBORO & JEFFERSON JCT.	1.7- 3.4	6356
JESSUP BRANCH	ROCK JCT. & JESSUP	0.0- 6.7	6245
KEYSER VALLEY BRANCH	TAYLOR & CAYUGA	135.9-140.7	6246
*LACK. & WYOMING VALLEY	PITTSTON & WILKES-BARRE	12.4- 18.4	6254
*LAUREL LINE	SCRANTON & LITTLE VIRGINIA	0.0- 3.4	6253
MARTINS CREEK BRANCH	MARTINS CRK. JCT. & MARTINS CREEK	92.4- 96.5	6255
*N-F OLD LINE	NICHOLSON & FOSTER	152.1-157.8	6260
OLD ROAD	DELAWARE & SLATEFORD JCT.	79.3- 84.8	6242
SCRANTON BRANCH	HAINES JCT. & SCRANTON	0.0- 3.7	6256
SUSCON BRANCH	SUSCON & HILLSIDE	154.4-158.7	6247
SUSCON BRANCH	SUSCON & WESTMINSTER JCT.	154.4-156.6	6257
VESTAL SPUR	BINGHAMTON & VESTAL	192.3-200.0	6351
*W&P BRANCH	JESSUP & PRICEVILLE	0.0- 4.4	6258
WYOMING BRANCH	PLAINS JCT. & ROCK JCT.	0.0- 17.0	6244

\*No Chart

# PROGRAM LEGEND

DATE OF CONDITION PRECEDES CODE (If Known)  
 CONDITIONS C O D E S

GRINDING	(No. of Passes)
WELDING	E = Electric TW = Thermit Weld G = Gas
SURFACING	Machines M = Matisa R = Railway Maint. Corp. W = McWilliams J = Jackson P = Pullman (Mainly on Branch Lines) P = Plasser E = Electromatic EM = Electromatic & Electromatic Jr. T = Tamper
TIES	(Year Installed Only) ST = SAFETY TIES
BARS	HF & HFT = Head Free Toeless Other Types HFF = Head Free Flange K4 WC = Crowned Oversize K6 W = Oversized K8 S = Short Bar or 24" Bar K24 SH = Second Hand
RAIL  (See Note Below)	W = Welded (Designated by Cross-Hatching) F = Fit C = Cropped M = Modified MM = Med. Mang T = Transposed
BAL. CLEANING	S = Speno L = Loram B = Brownhoist P = Pullman N = Nordberg M = Mannix
JOINT STRAIGHTENER	(Year Worked On)

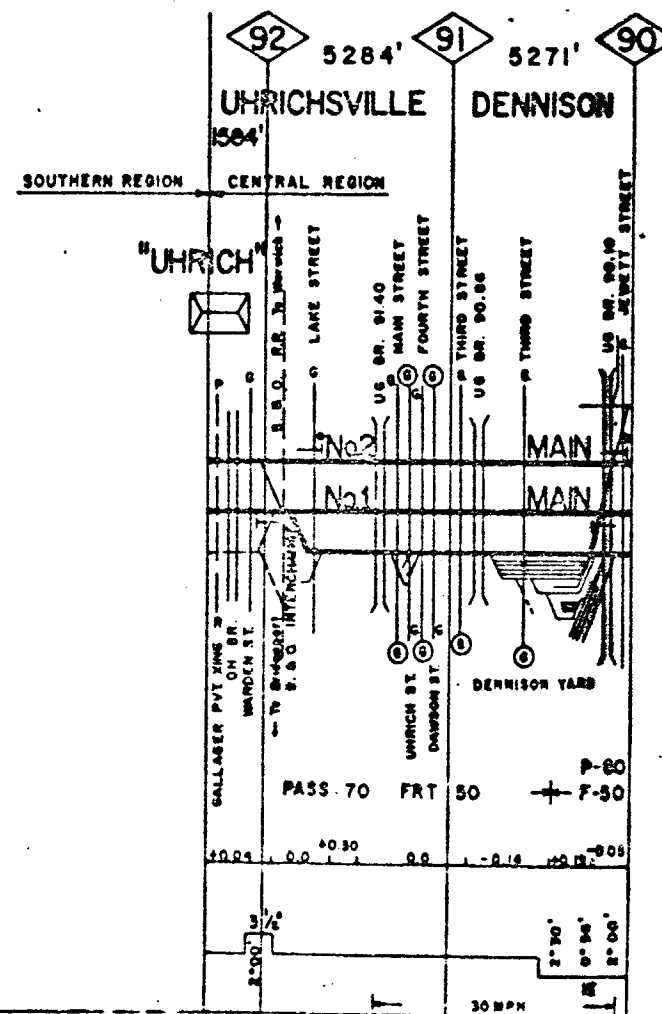
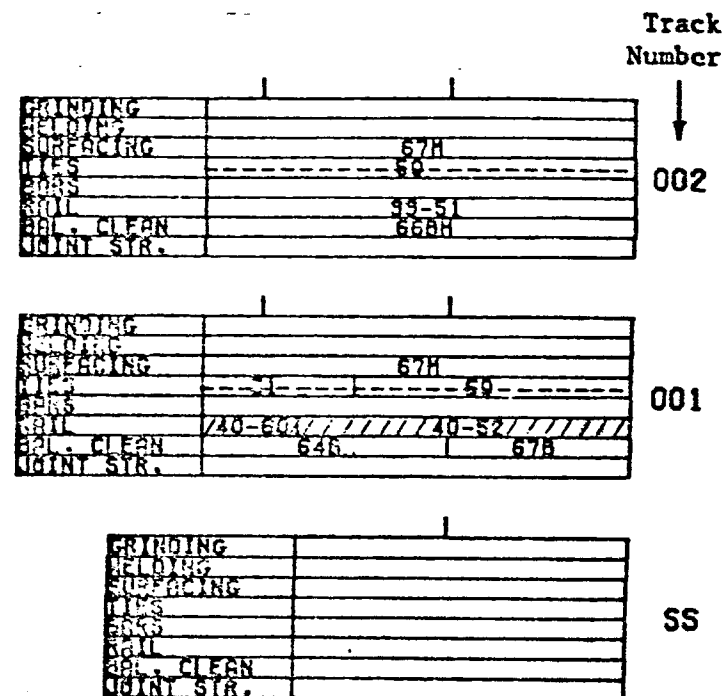
**NOTE:** On rail weights of over 100 lbs., the number 1 is dropped.  
EXAMPLE: 140 lbs. would be written 40.  
 The rail weights will precede the year of rail.  
EXAMPLE: 131 - 1942 would be written 31-42.  
 Welded rail will be followed with the letter "W".  
EXAMPLE: 40-68W.

MAINTENANCE PROGRAMMED WORK TO BE DONE THIS YEAR IS DESIGNATED WITH DASHED LINES.

# CHART LEGEND

INTERLOCKING TOWER		YARD LIMIT BOARD	
INTERLOCKING		TUNNEL	
BLOCK STATION		OVERHEAD BRIDGE	
BLOCK LIMIT STATION		UNDERGRADE BRIDGE	
REMOTE CONTROLLED SWITCHES		POSITION LIGHT SIGNAL	
TRAIN ORDER DELIVERY STAFF		DRAWING EQUIPMENT DETECTOR	
PUBLIC ROAD XING (GRADE)		SPRING SWITCHES	
" " " With Flashers		HOT BOX DETECTOR (Pointing direction of traffic)	
" " " With Flashers & Gates		STATE, COUNTY & TOWNSHIP LINES	
" " " With Watchman		TELEPHONE (Booth or Box)	
PRIVATE ROAD XINGS (GRADE)		CURVE LUBRICATOR	

# TYPICAL CHART



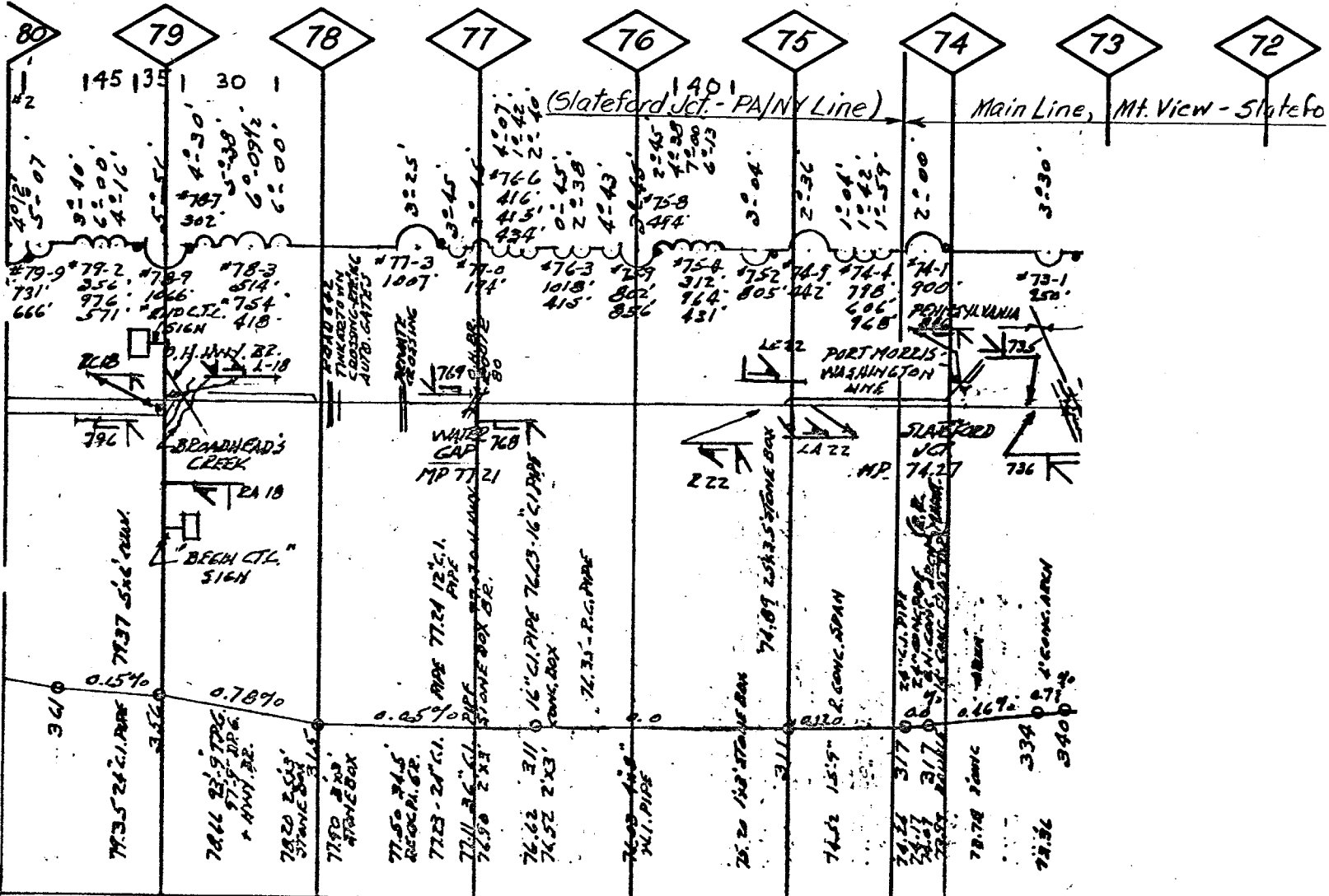
4

GRINDING	70 (1)				
WELDING					
SURFACING	74	74	71	75E	64
TIES	70				
BARS	75E				
RAIL	71M				
BAL. CLEAN	31-42	V///A	31-41	31-43	V///A
JOINT ST.	75S	64S			31-43

001

GRINDING	NO TRK				
WELDING	70 (1)				
SURFACING	74	I56M			
TIES	75E				
BARS	70				
RAIL	NO TRK				
BAL. CLEAN	31-41	NO TRK			31-44
JOINT ST.	64S	NO TRK			64S

002



6201

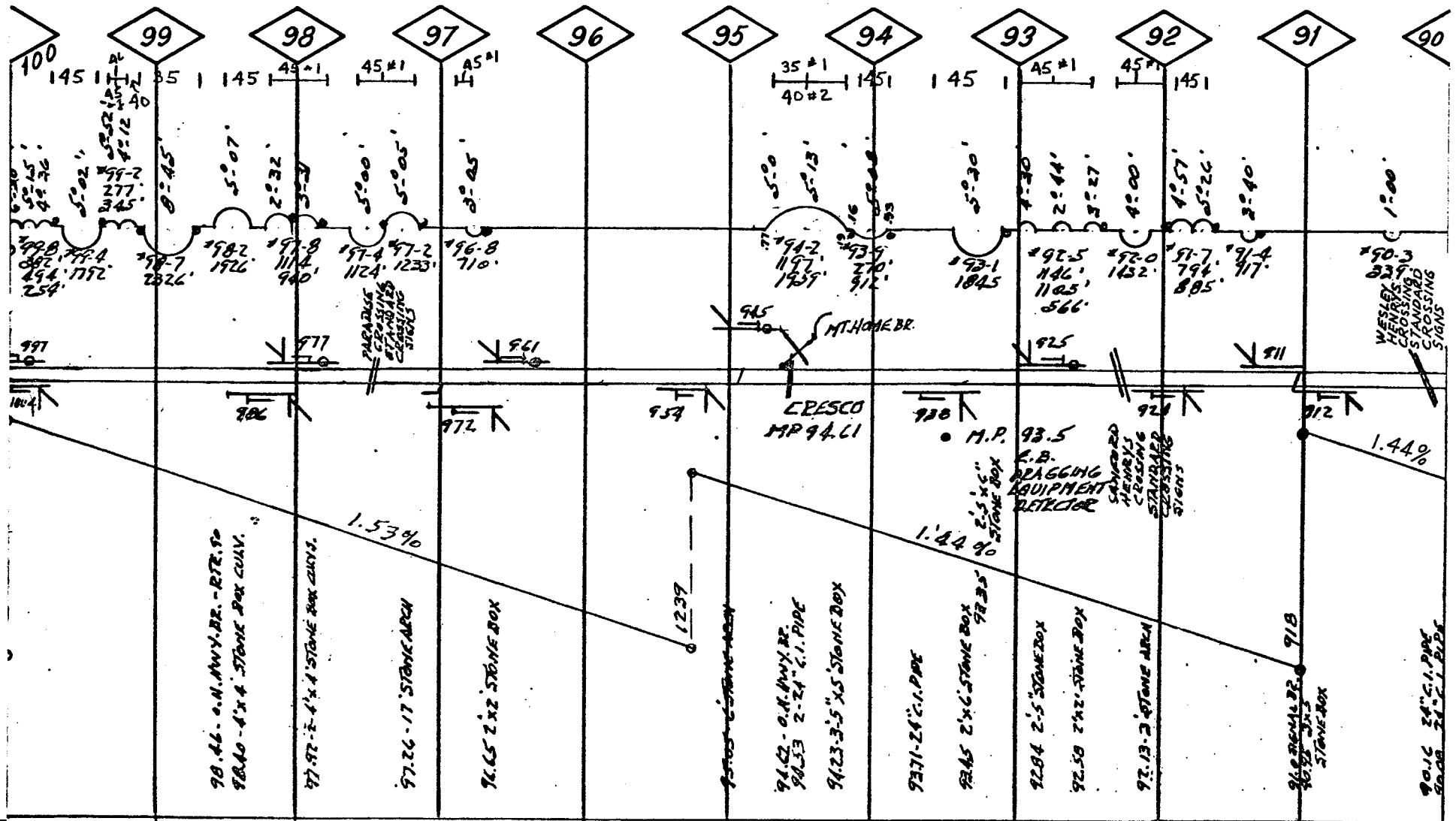


GRINDING									
WELDING									
SURFACING		63H		74		75E		63	75E
TIES									56H
RAIL	31	30-31		30	30-27	30-31	31-34		30-30
RAIL - CLEAN					75S				
JOINT ST.									

001

GRINDING									
WELDING									
SURFACING		74	69	74	69	70		74	78
TIES			69			74			69
RAIL		32-53			32-51	V//32F75V 32-53 V//1		32-53	32-50
RAIL - CLEAN					69S			75S	
JOINT ST.									

002

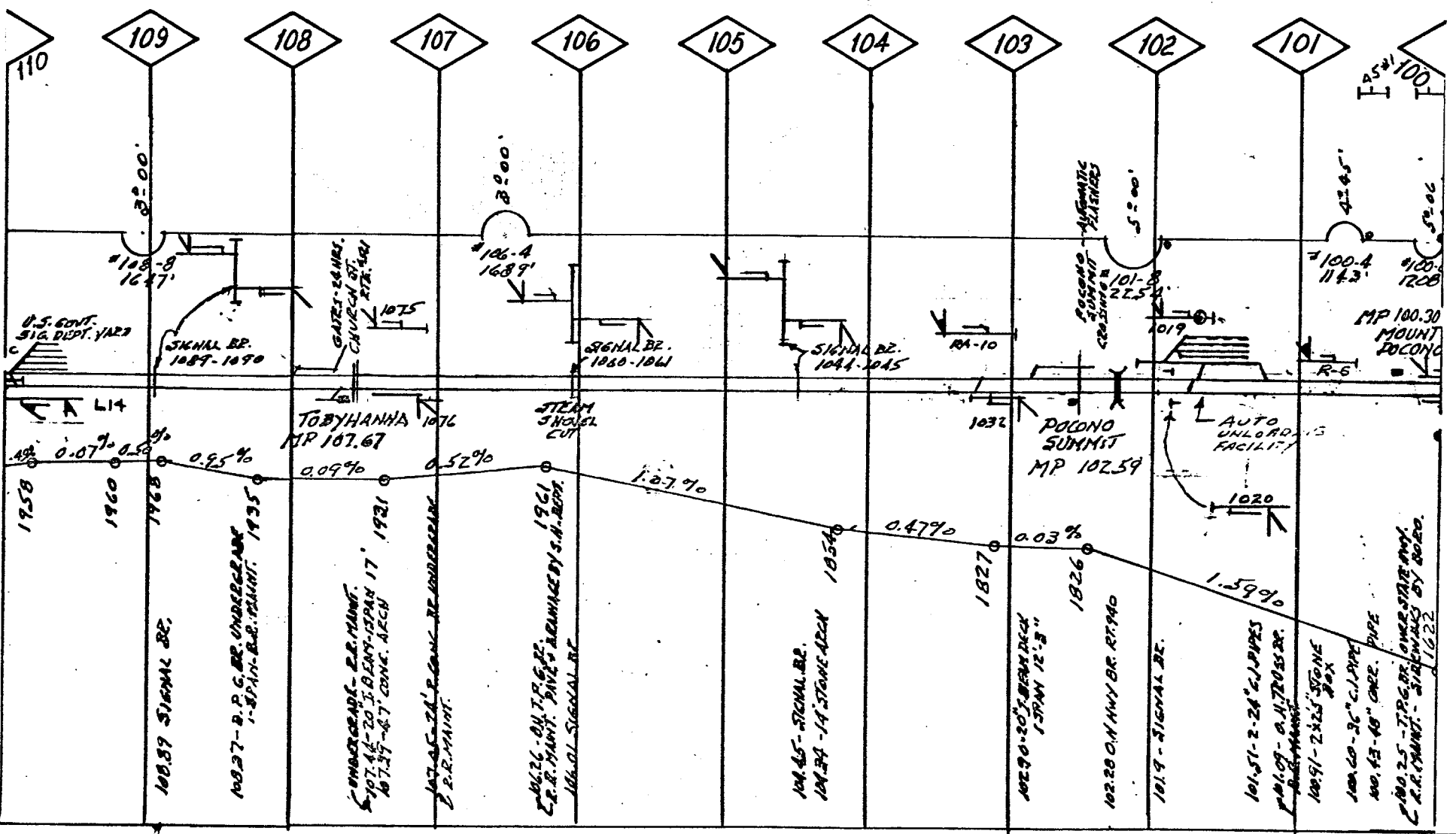


GRINDING	70 (1)											
WELDING												
SURFACING	66	75E	66	75E	75E	66	63	74	75E	63W	75E	63W
TIES												
BARS												
RAIL	31-39	32-55			31-39			31	30-28		31	
RAIL CLEAN												
JOINT ST.	575											

001

GRINDING	73 (1)											
WELDING												
SURFACING	56M	74	56M	75E	74	56M	74	69	69	74		
TIES												
BARS												
RAIL	32-53	31-34			32-54			32-51				
RAIL CLEAN												
JOINT ST.	755											

002







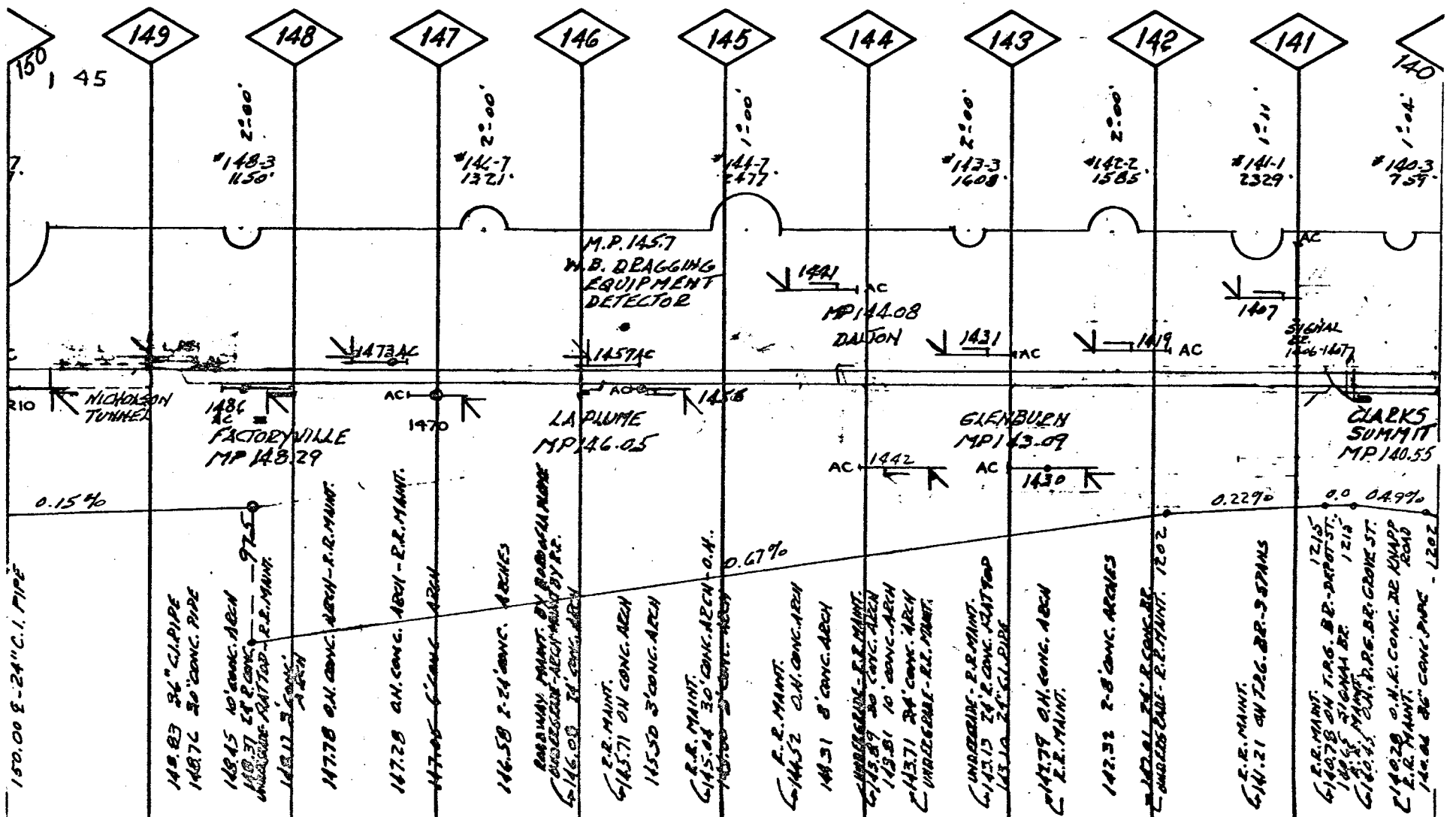


GRINDING																				
WELDING																				
SURFACING	63	74			73			75E		75E		75E	73	75E	73	73				
TIES		74						73												
RAIL	32-52				32-54					31-38				31						
RAIL - CLEAN	735		745					735												
JOINT ST.																				

001

GRINDING																				
WELDING																				
SURFACING		74			73			75E		73			75E		73					
TIES			74							73										
RAIL	32-52		31-37			31-38								31-37						
RAIL - CLEAN	735		745							735					31-37					
JOINT ST.																				

002



6-2-01 ATL. REG. SLATEFORD-BINGHAMTON MP 140.0-MP 150.0

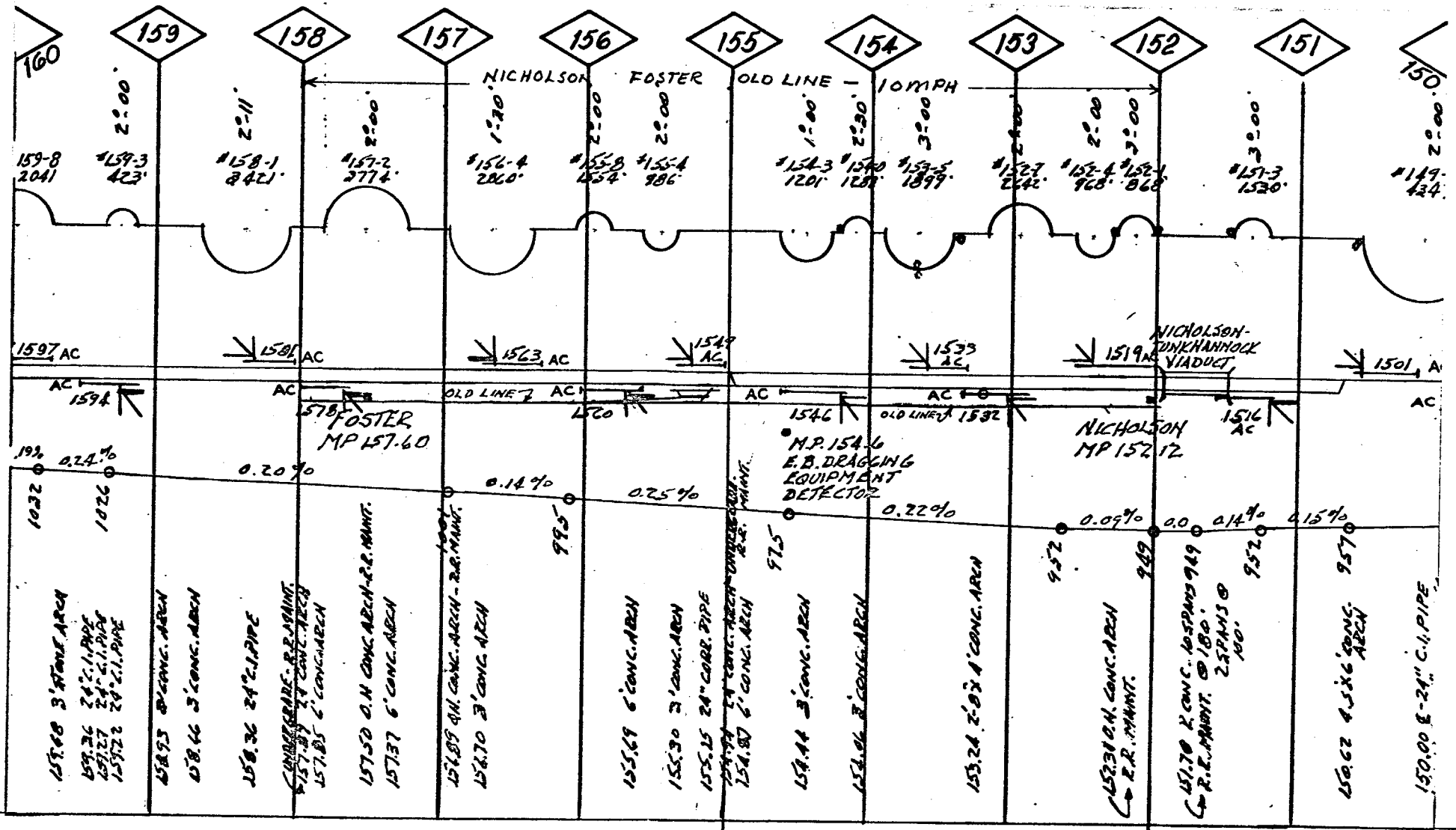
62012

GRINDING									
WELDING									
SURFACING		75E	74	75	75E	74	75E	74	75E
TIES									63
RAIL		31-43					31-42		31-42
BAL. CLEAN				74S					73S
JOINT STR.									

001

GRINDING		73 (1)					68 (1)		
WELDING									
SURFACING		74	75E		74		75E		
TIES									
RAIL									
BAL. CLEAN			31-42					31-42	31-35
JOINT STR.				74S					

002

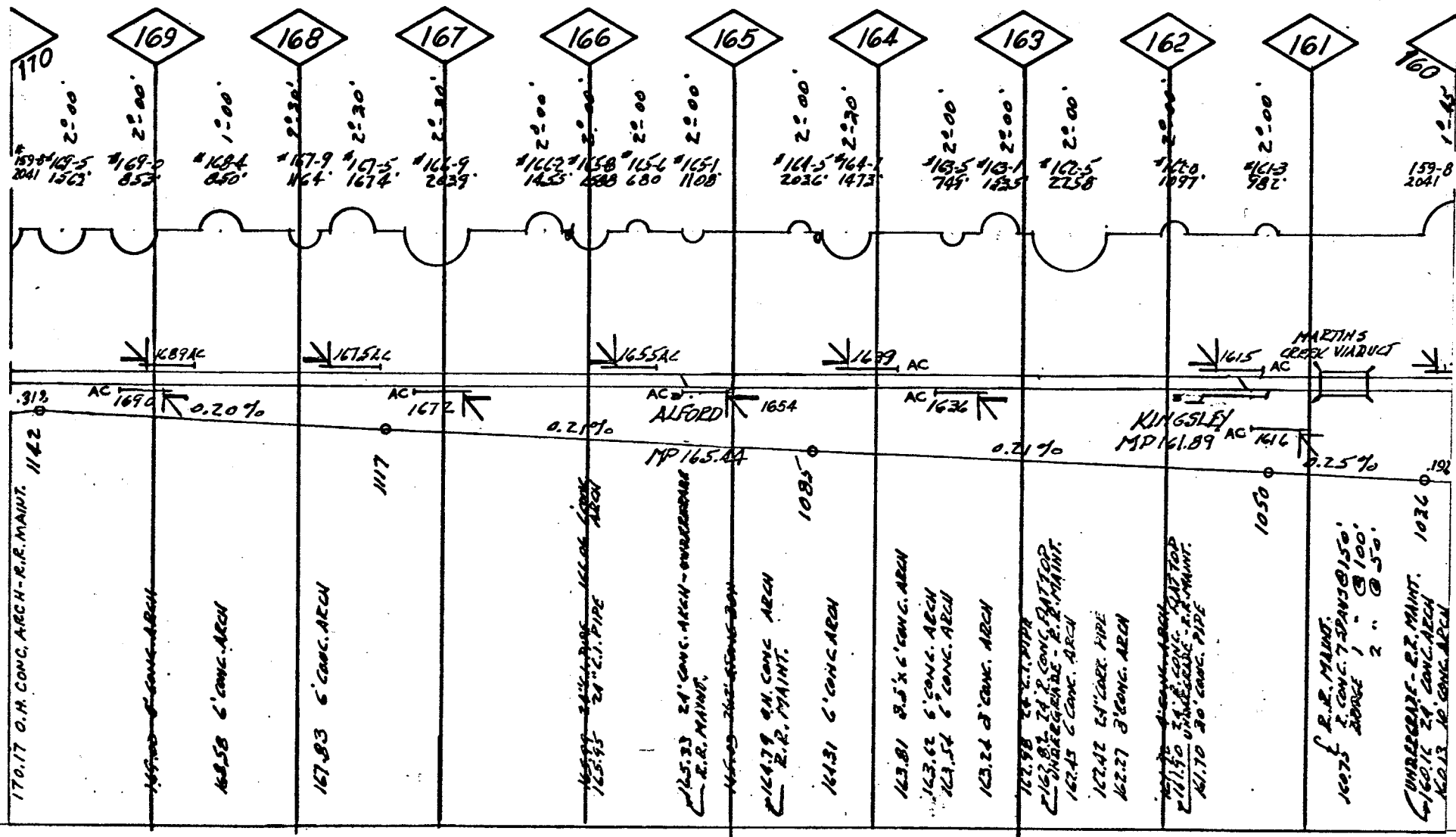


GRINDING	63 (1)									
WELDING										
SURFACING	69	75E	69	69	75E	69	75E	69	75E	75E
TIES	69									
RAILS										
RAIL	31-43									
RAIL - CLEAN	745									
JOINT STR.										

001

GRINDING	73 (1)									
WELDING										
SURFACING	63M	75	66	75	66	75	75E	63M	75E	75E 174
TIES	75									
RAILS										
RAIL	32-51	31-43				31-42			31-42	
RAIL - CLEAN	755									
JOINT STR.	745									

002

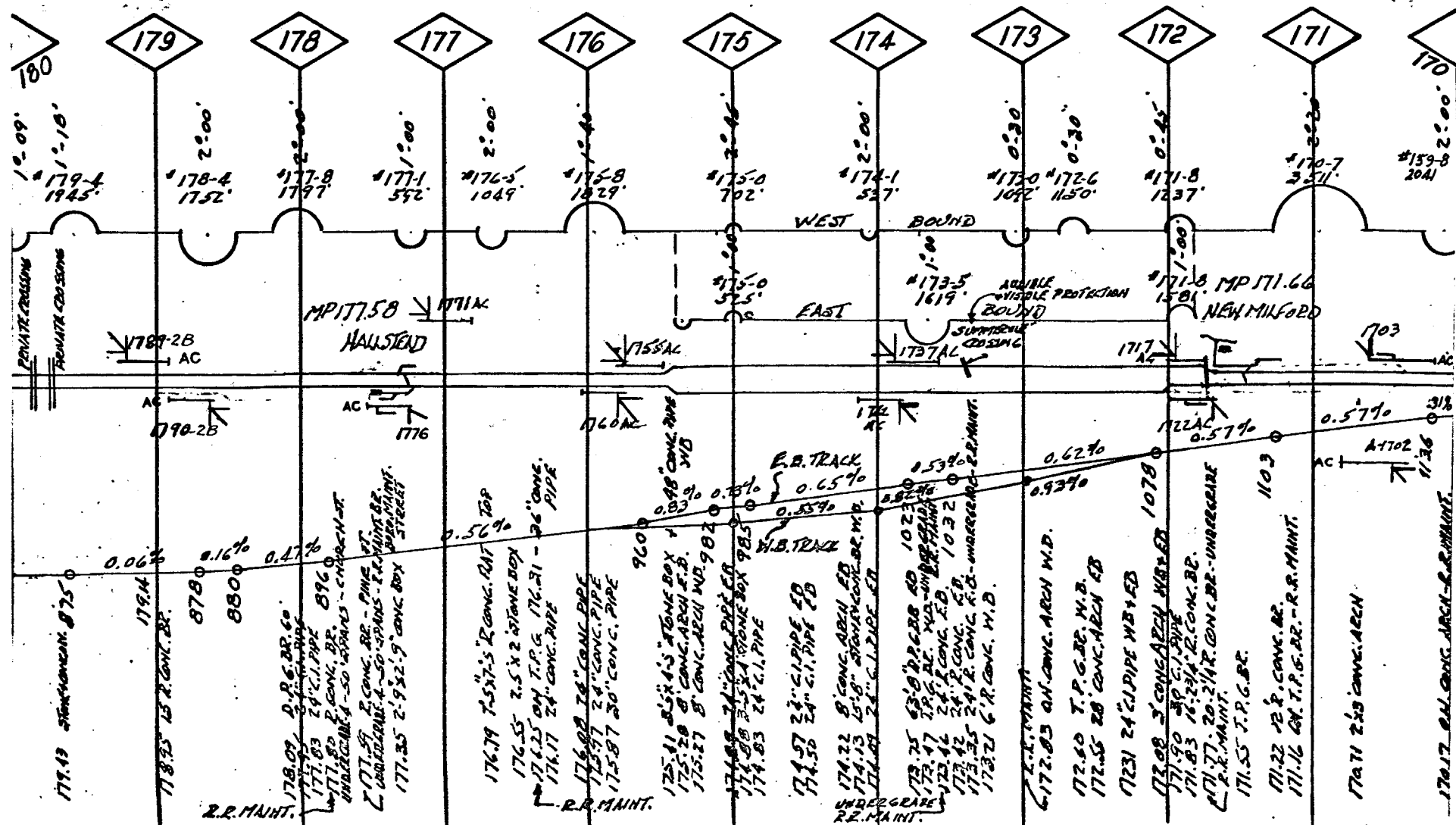


GRINDING					63 (1)				
WELDING									
SURFACING				75E				63H	69
TIES		75					69		
RAIL	32-48		31-36		31-45		31-36		31-43
BAL. CLEAN	75S				74S				
JOINT STR.									

001

GRINDING					73 (1)				
WELDING					65				
SURFACING		66			66		75E		75E 66
TIES					75				
RAIL	31-46		31-36			31-37			32-51
BAL. CLEAN					75S				
JOINT STR.									

002

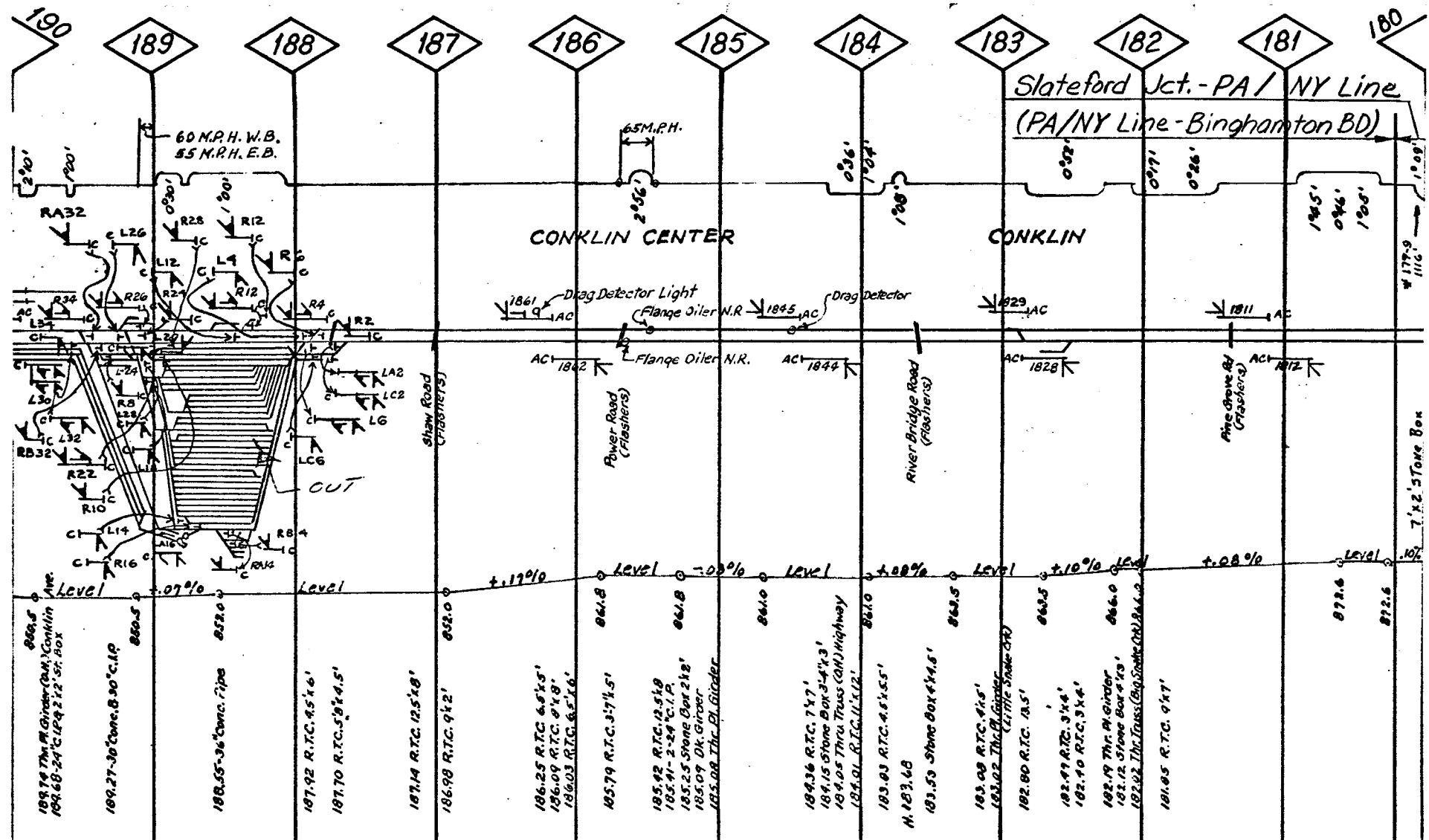


GRINDING	63 (1)	74 (1)	
WELDING			
SURFACING			
TIES			75
RAIL	32-49	75S	32-46
BAL. CLEAN			
JOINT ST.			

001

GRINDING	63 (1)	74 (1)	
WELDING			
SURFACING			65
TIES	75		75
RAIL	32-49	74S	31-46
BAL. CLEAN	75S		75S
JOINT ST.			

002



6201

6201









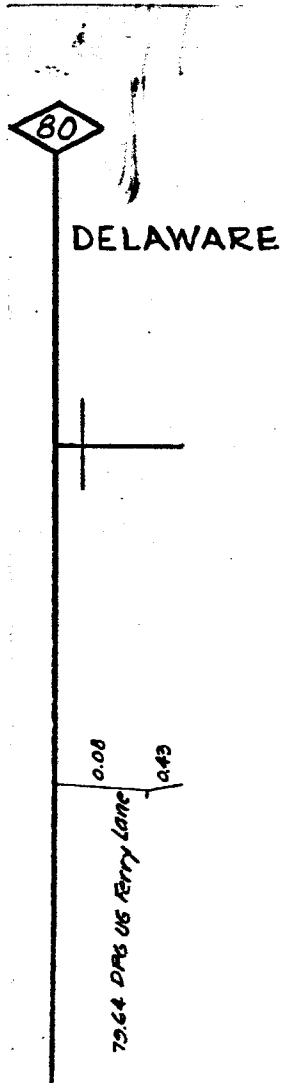




GRINDING		
WELDING		
SURFACING		
TIES		
RAILS		
RAIL		18
RAIL CLEAN		
JOINT STR.		

007

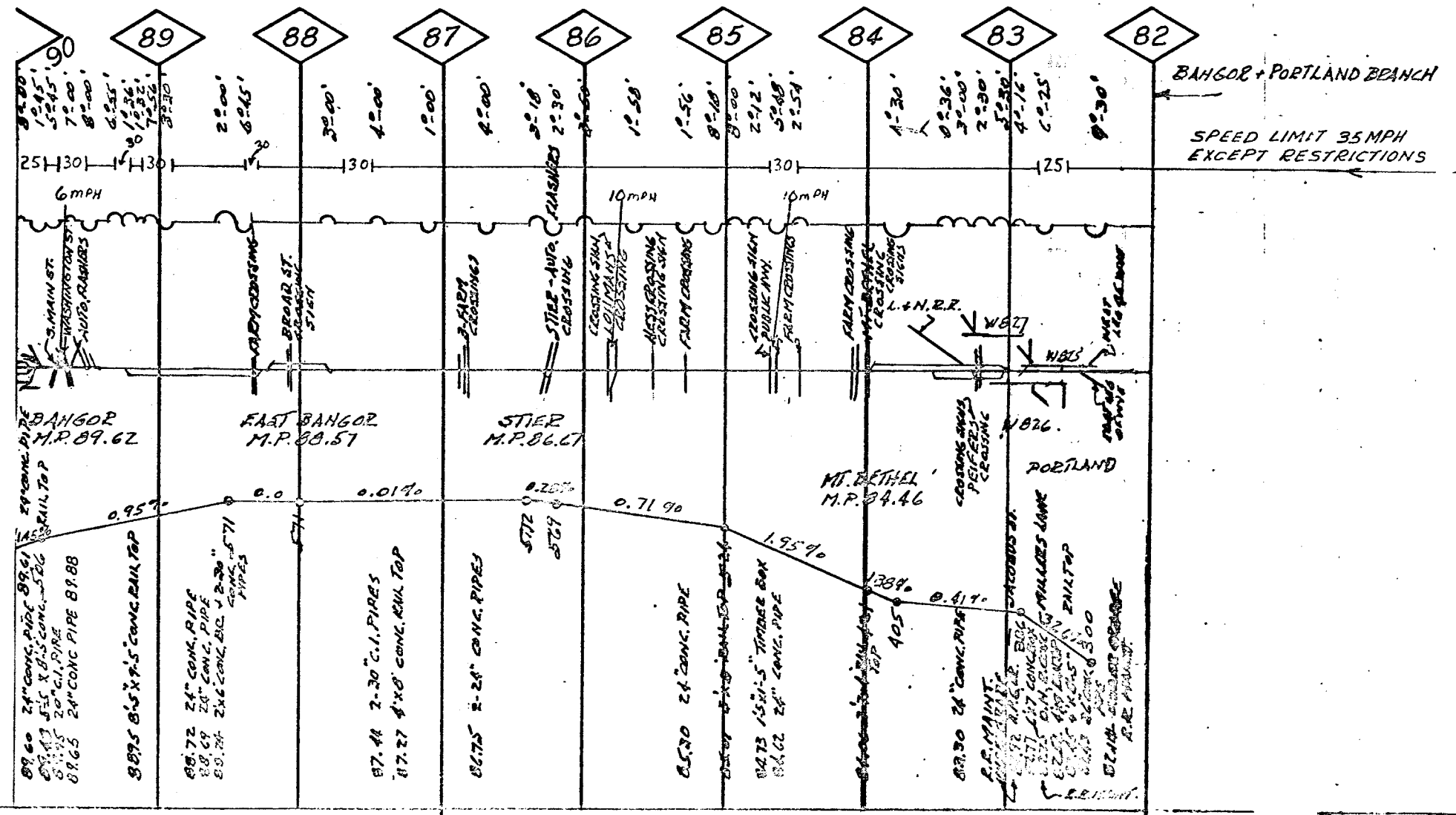
6242





GRINDING							
WELDING							
SURFACING		78		55M		74	55M
TIES				74			
RAIL							
RAIL - CLEAN		01	05	05-23	05-23	30	
JOINT ST.							

007



6-2-43 ATL. REG. BANGOR & PORTLAND BR. MP 82.0-MP 90.0

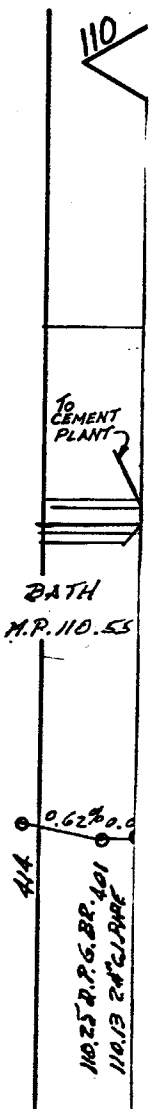




GRINDING	
WELDING	
SURFACING	
TIES	
BAR	
RAIL	80
RAIL - CLEAN	
JOINT STR.	

007

BANGOR + PORTLAND BRANCH  
 SPEED LIMIT 35 MPH  
 EXCEPT RESTRICTIONS



6243

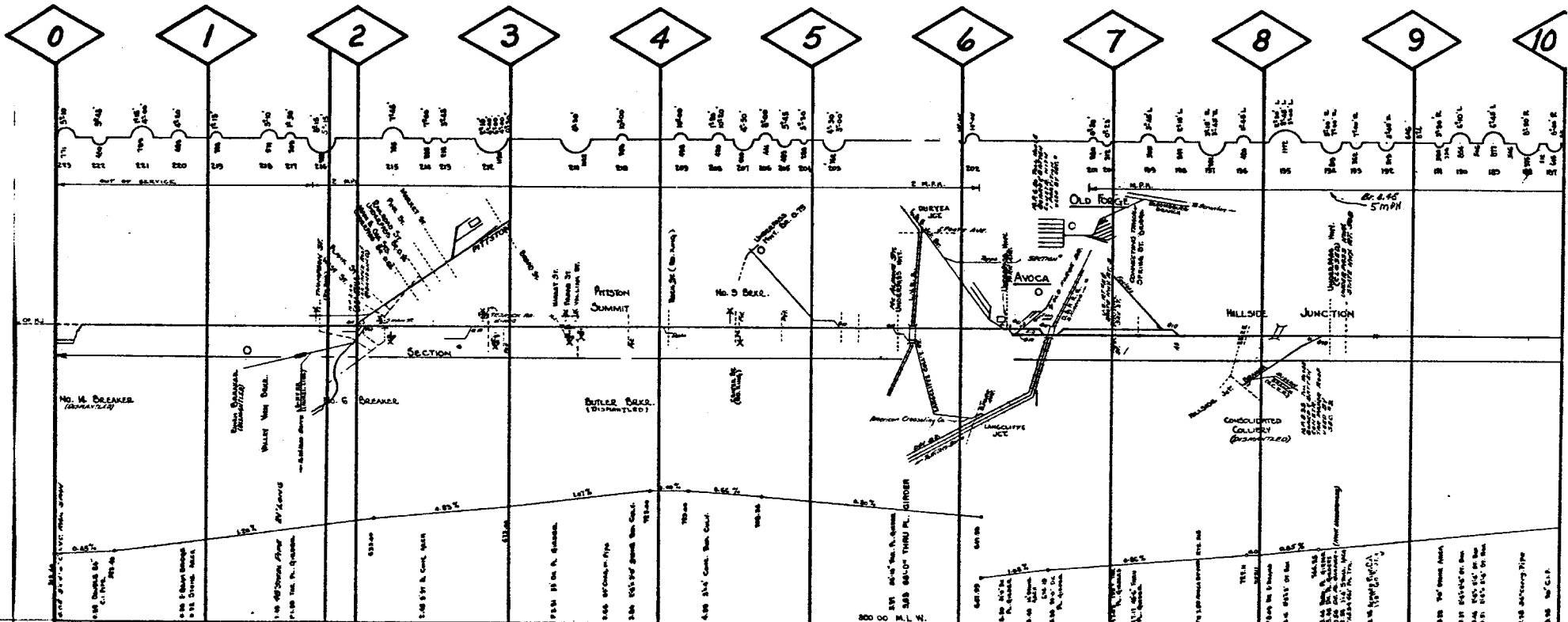
6-2-43 ATL. REG. BANGOR & PORTLAND BR. MP 110.0-MP 110.5

GRINDING						
WELDING						
SURFACING	44	52	51	48	49	44
TIES			67			
BARS						
RAIL			30-VAR	10-VAR	-00	10-VAR
RAIL - CLEAN						
JOINT ST.						

001

GRINDING									
WELDING									
SURFACING		52	44	47	43	49	49	50	49
TIES				67					
BARS									
RAIL		30-52F		12-35					
RAIL - CLEAN									
JOINT ST.									

002



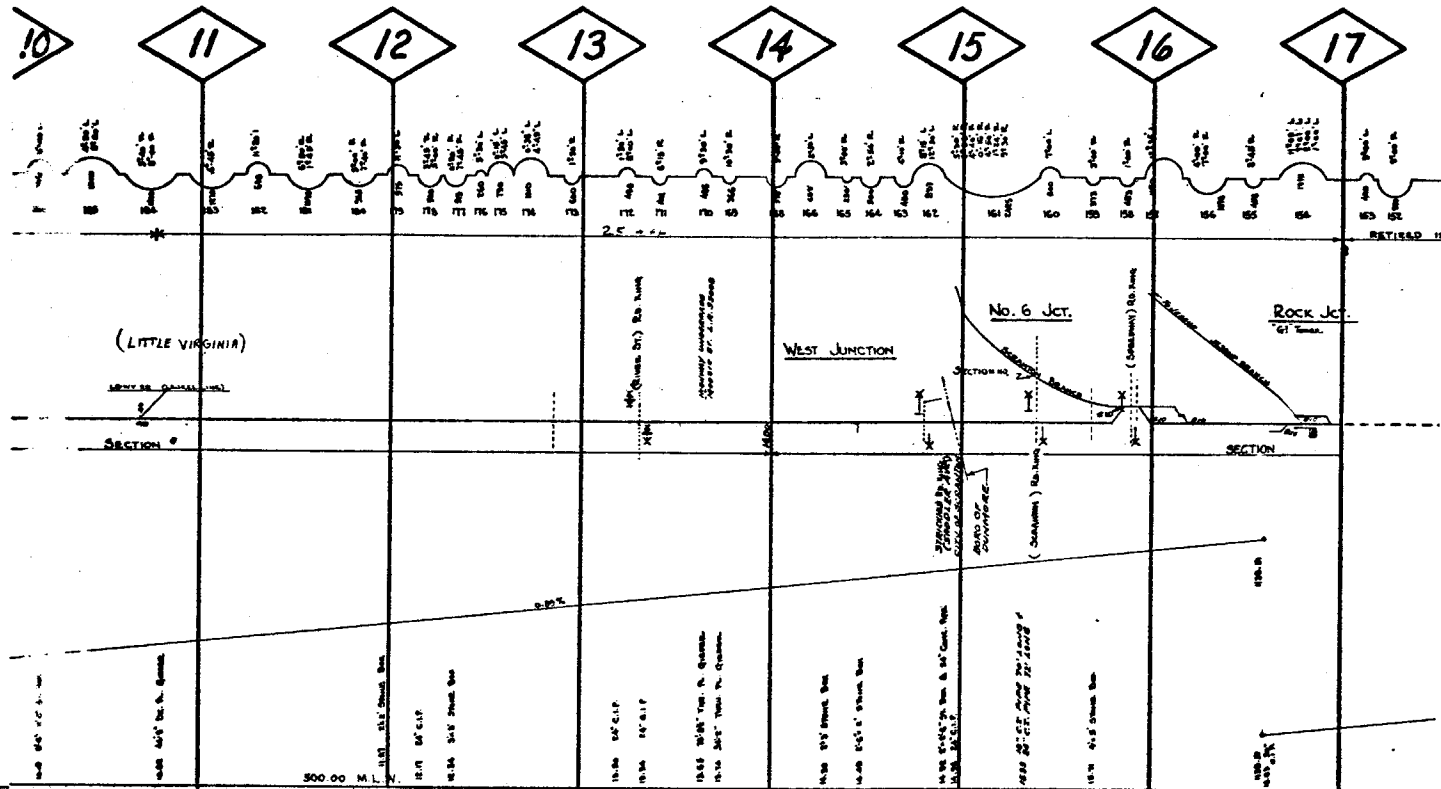
6244

GRINDING	
WELDING	
SURFACING	35
TIES	
BARB	
RAIL	
RAIL CLEAN	
JOINT ST.	

001

GRINDING				
WELDING				
SURFACING				
TIES	69		71	
BARB				
RAIL	30-46F	VAR	10-VAR	VAR
RAIL CLEAN				
JOINT ST.				

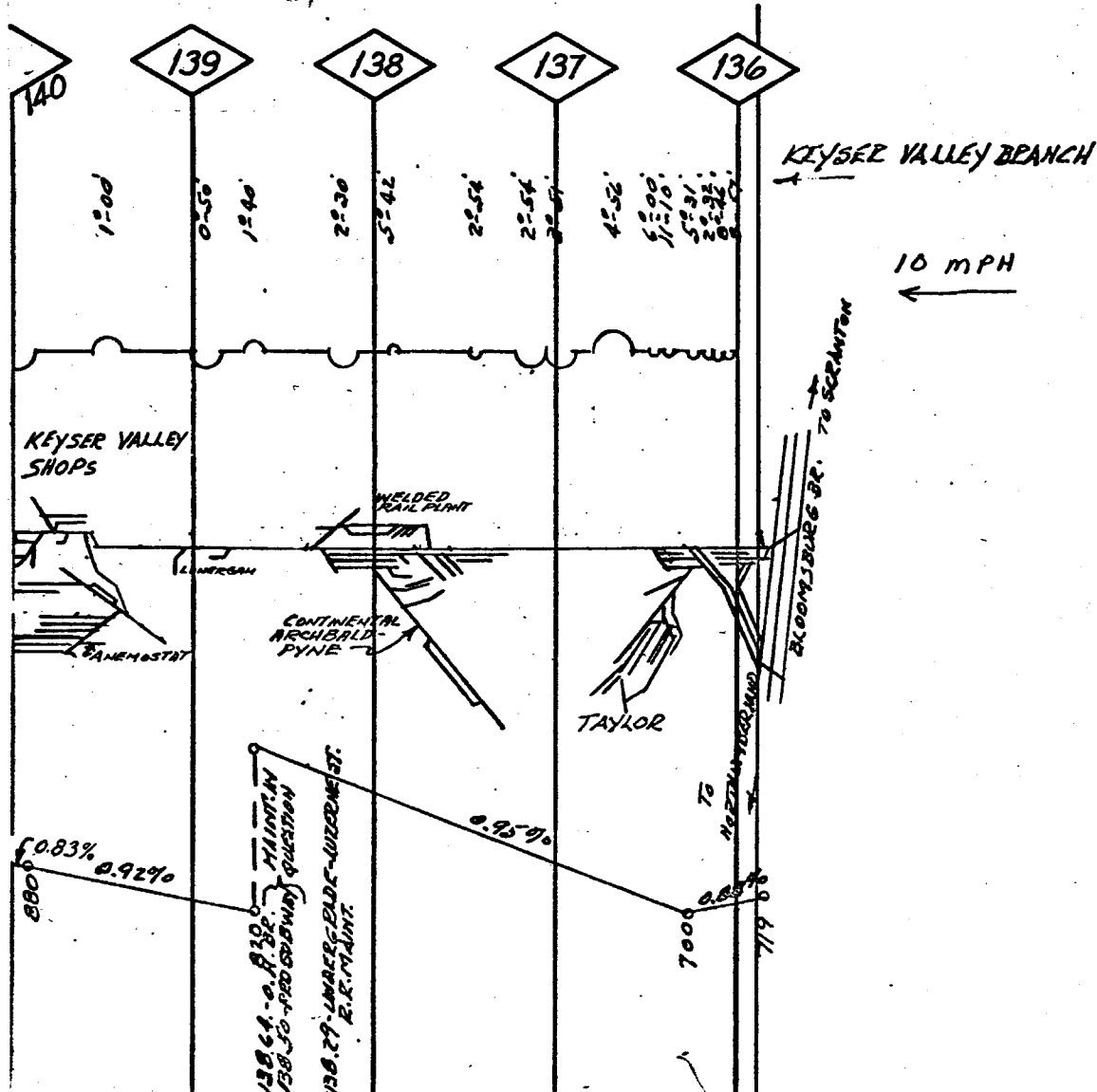
002





GRINDING						
WELDING						
SURFACING	48					54J
TIES						
BAR						
RAIL	31	30	18	31	05	30
RAIL CLEAN						
JOINT STR.						

007

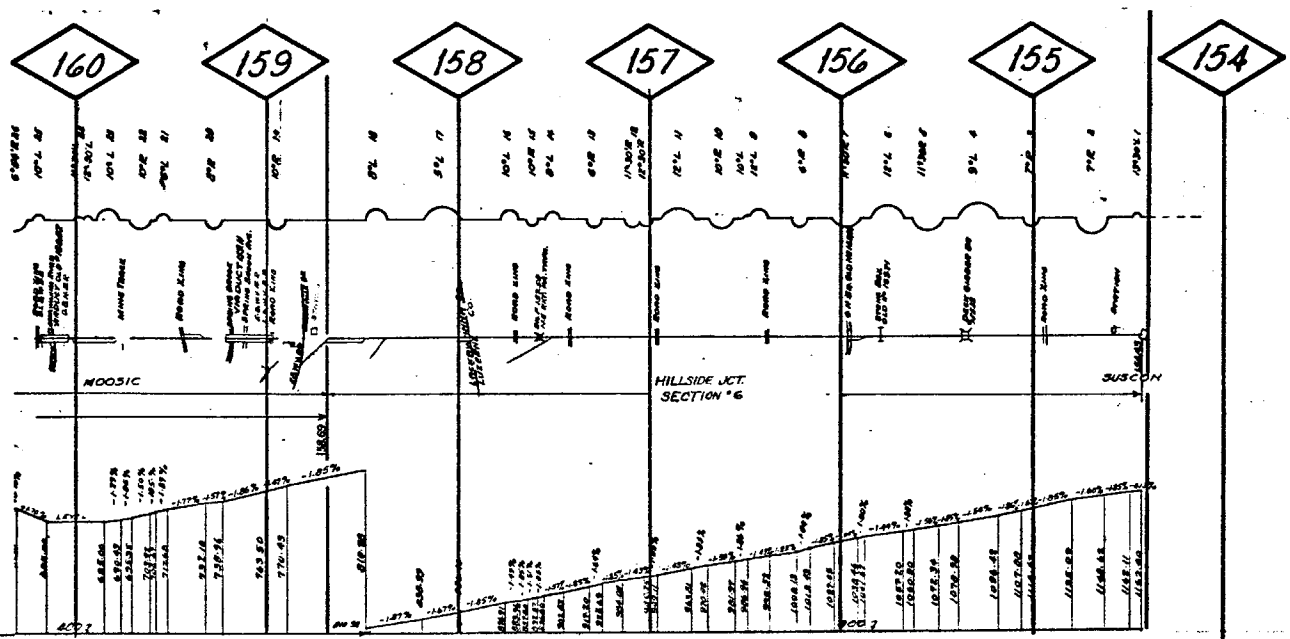


6246



GRINDING				
WELDING				
SURFACING	44	45	45	
TIES				
BAR				
RAIL	00-33	80	80	80
RAIL CLEAN				
JOINT STR.				

007

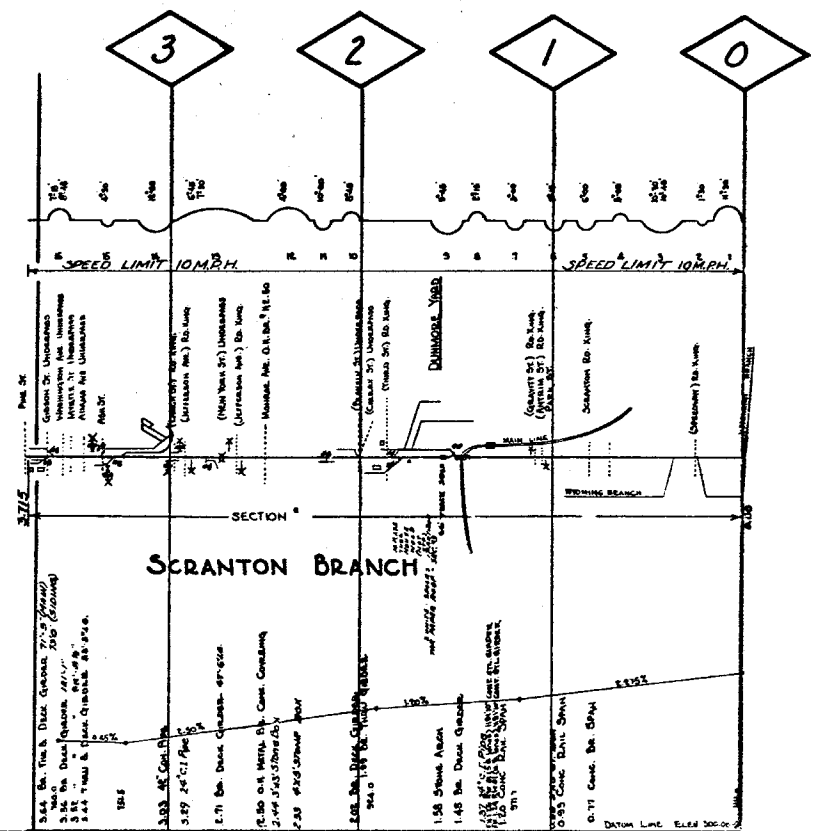


SUSQUEHANNA CONN. R.R.



GRINDING										
WELDING										
SURFACING										
TIES						69			45	
RAIL										
BAL. CLEAN			00		00		00		00	00
JOINT STR.										

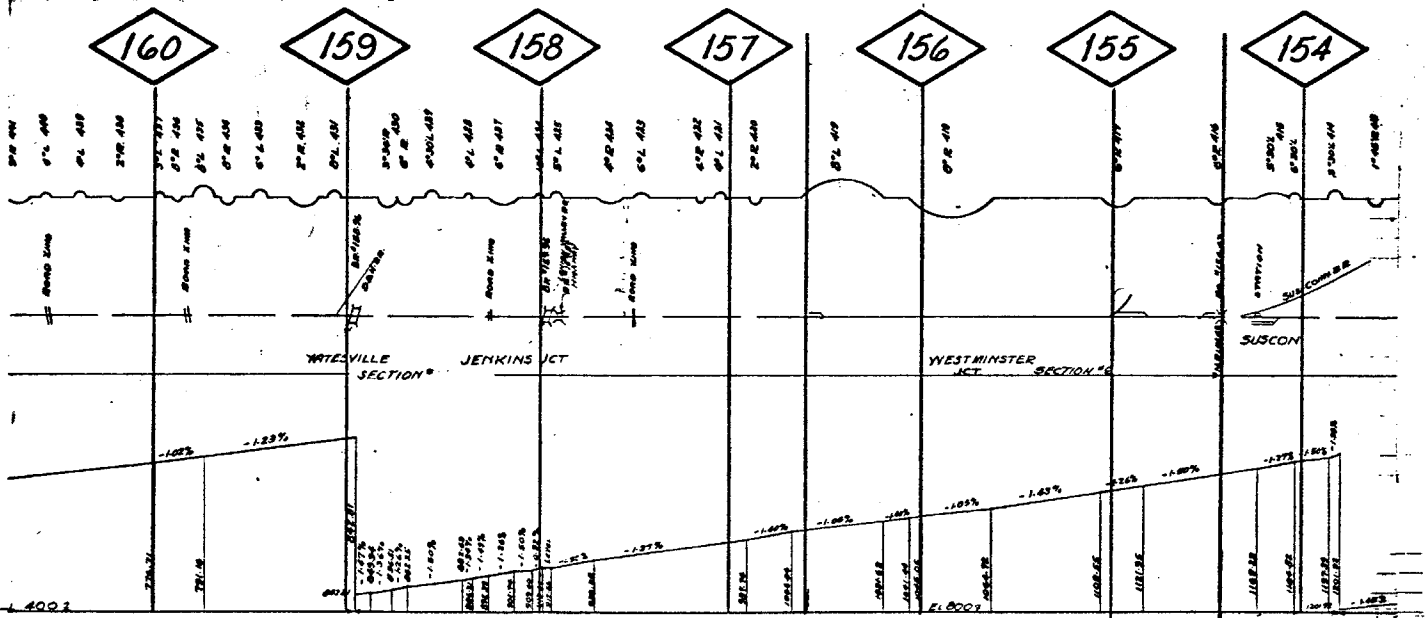
307



6-2-56 ATL. REG. SCRANTON BRANCH MP 0.0-MP 3.7

GRINDING	
WELDING	
SURFACING	
TIES	
BAR	
RAIL	80
RAIL CLEAN	100
JOINT STR.	

007



W.B.&E. R.R.

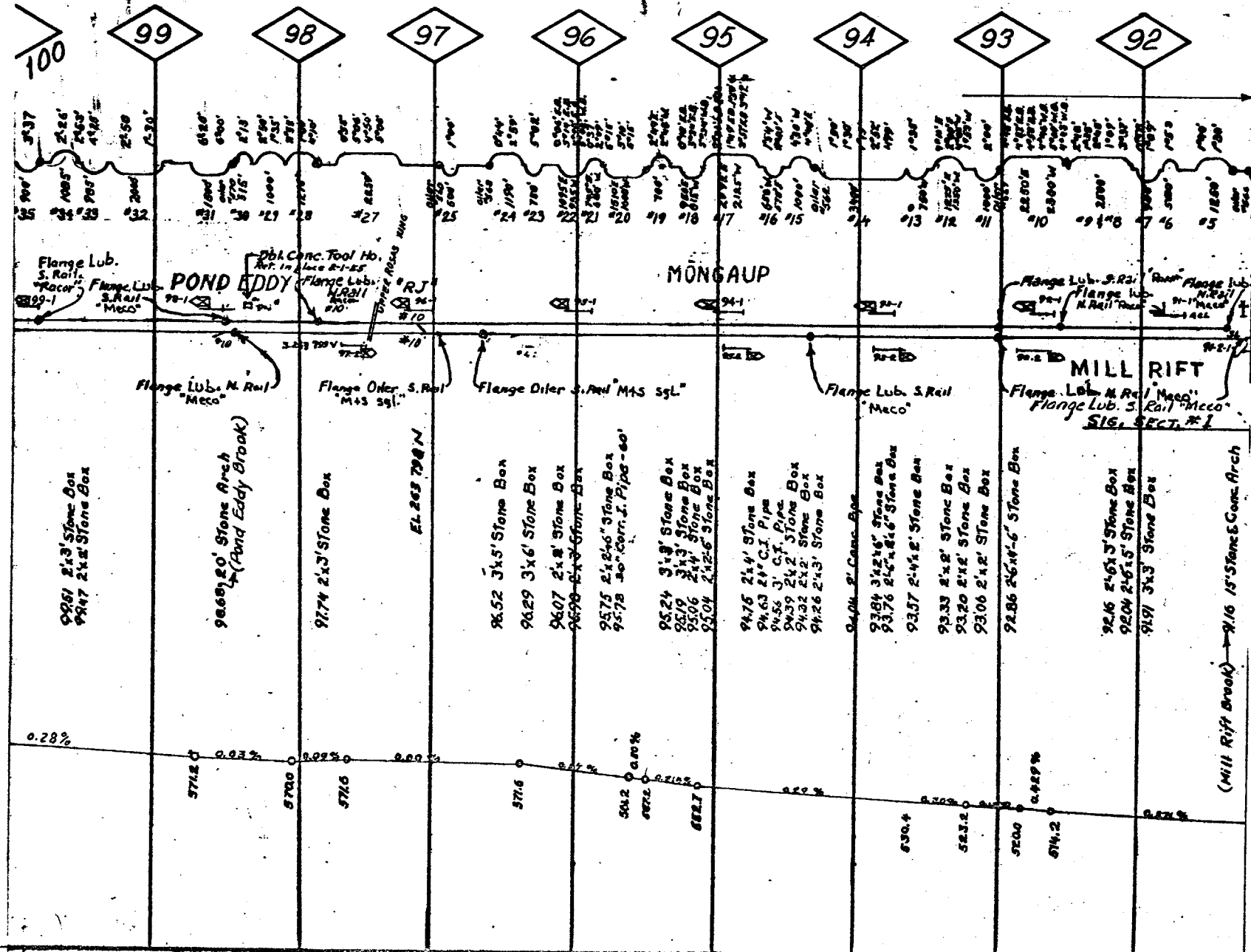
1257

GRINDING	71 (1)							69 (1)													
WELDING																					
SURFACING	70			66			67			66			67			66					
TIES	70			66			67			66			67			66					
RAIL	31-44			31-43			31-44			31-41			31-43			32-49			31-43		
RAIL - CLEAN	705																				
JOINT ST.																					

001

GRINDING																																							
WELDING	70																																						
SURFACING																																							
TIES	69																																						
RAIL	32-49			32-51			31-45			53			53			30-31			32-50			54			32-51			32-65			32-52			55			30-31		
RAIL - CLEAN	695																																						
JOINT ST.																																							

002



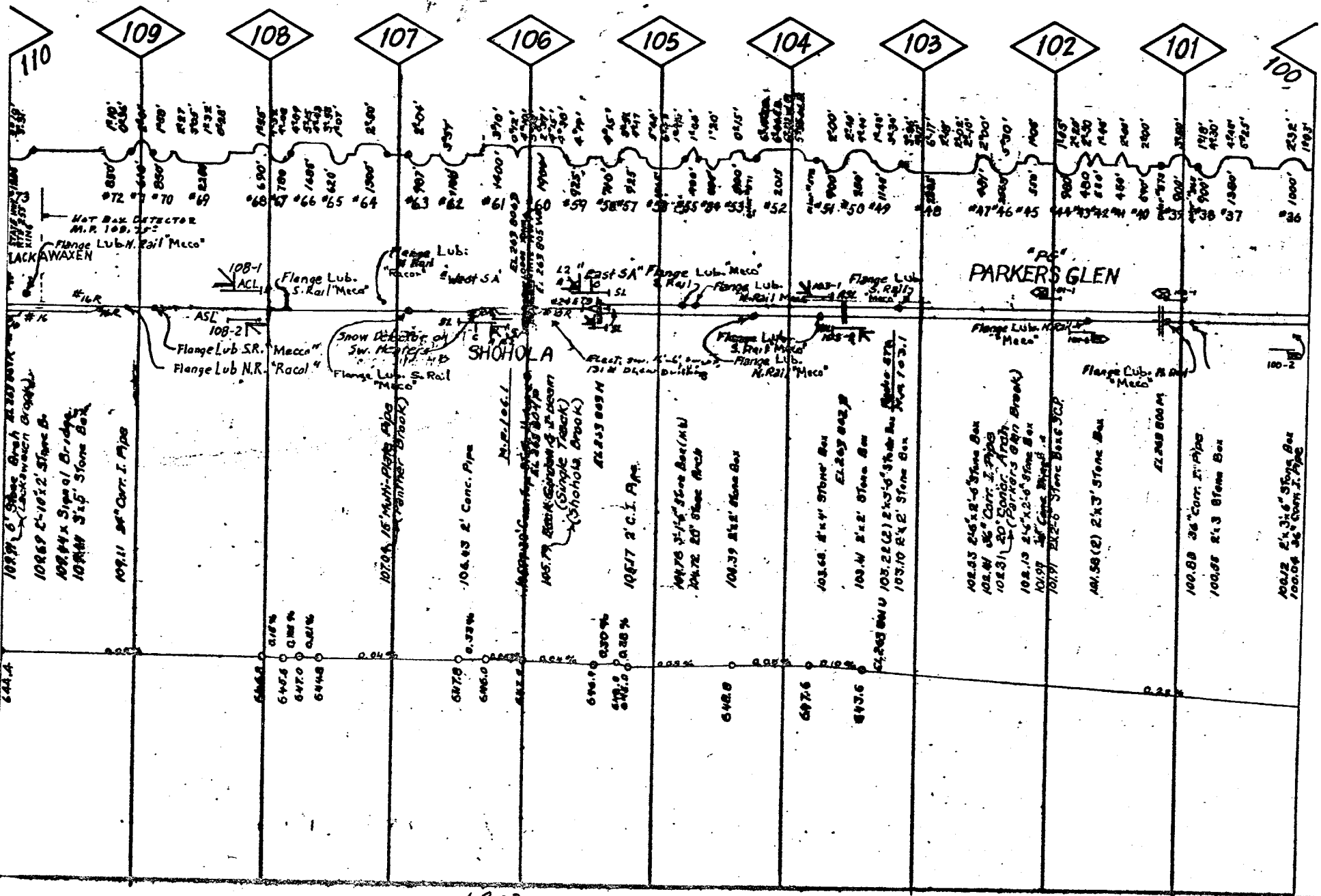
6-3-02 ATL. REG. MILL RIFT-LANESBORO MP 91.2-MP 100.0

GRINDING	69 (1)				71 (1)			
WELDING								
SURFACING	66				70			
TIES								
BAR	59				53			
RAIL	30-31		31-36		31-42		31-44	
RAIL - CLEAN					705			
JOINT ST.								

001

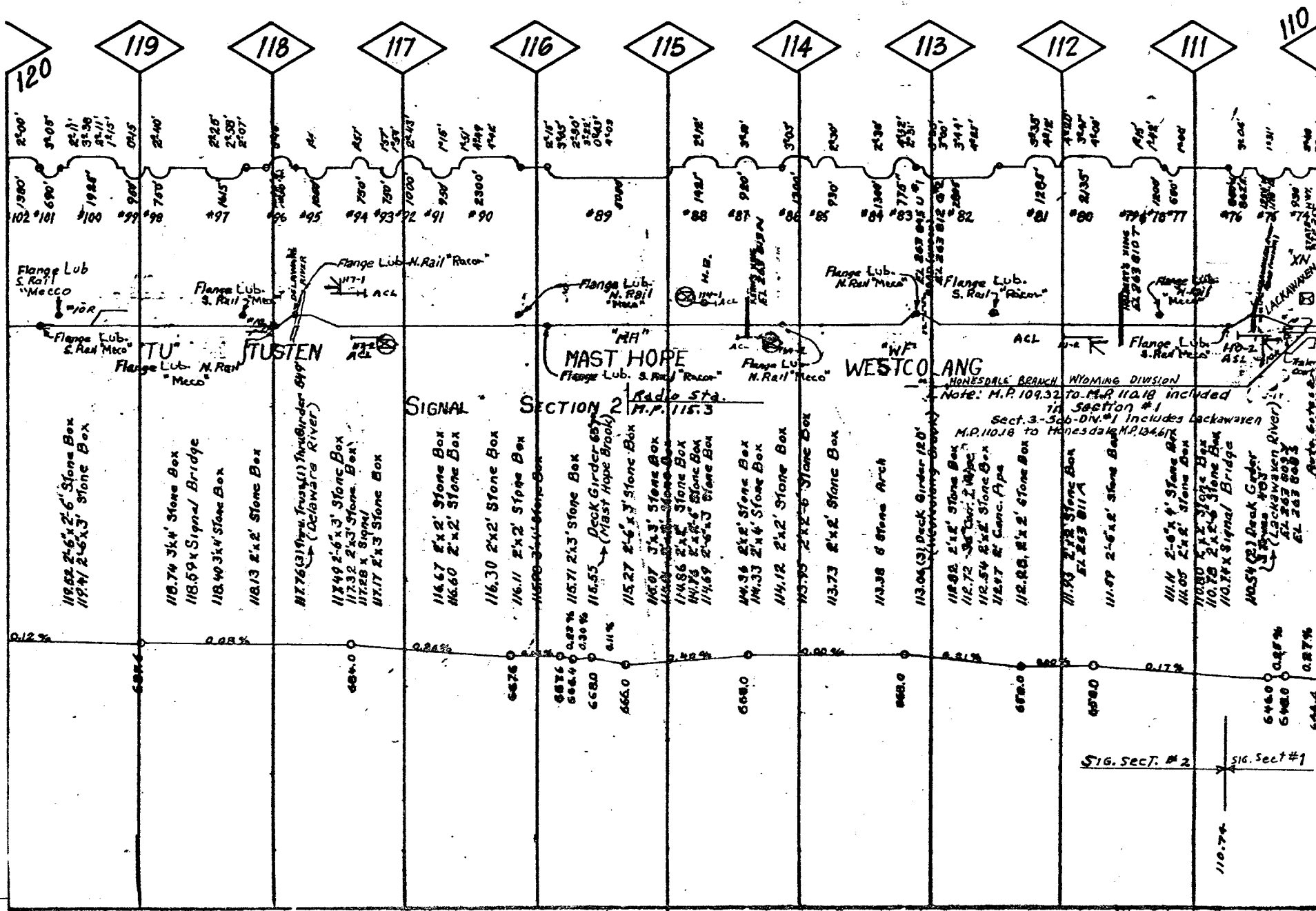
GRINDING	69 (1)				70 (1)			
WELDING								
SURFACING	71	64	55	67	69			
TIES								
BAR					69			
RAIL	3132VA		32-50		32-70		54	
RAIL - CLEAN	755				31-35		32-73	
JOINT ST.					695			

002



6302

GRINDING	69 (1)									
WELDING										
SURFACING										
TIES	66	75	66				71	66	71	66
RAIL	32-51	30-33	32-57	32-32	32-57	32-50	30-41	30-31	54	56
BAL. CLEAN	698	568	508					718		
JOINT ST.										



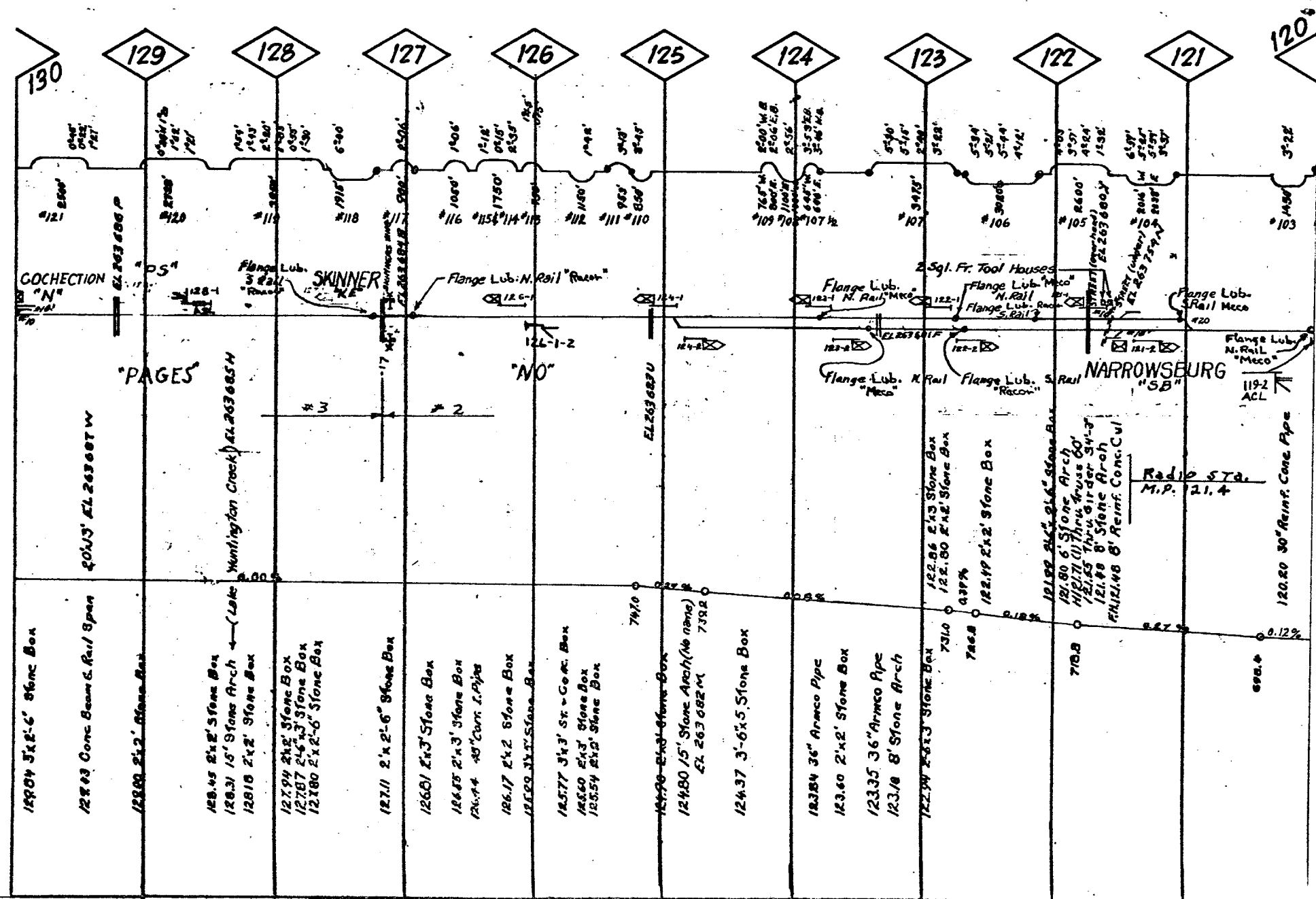
6-3-02 ATL. REG. MILL RIFT-LANESBORO MP 110.0-MP 120.0

GRINDING	66 (1)										69 (1)			
WELDING	75E										74			
SURFACING	75E										74			
TIES	74										66			
BARS	53										55			
RAIL	31-38	31-39	31-44		30-32	31-38	32-53	31-34	30-33	31-43	31-42			
RAIL - CLEAN	75S										70S			
JOINT ST.														

001

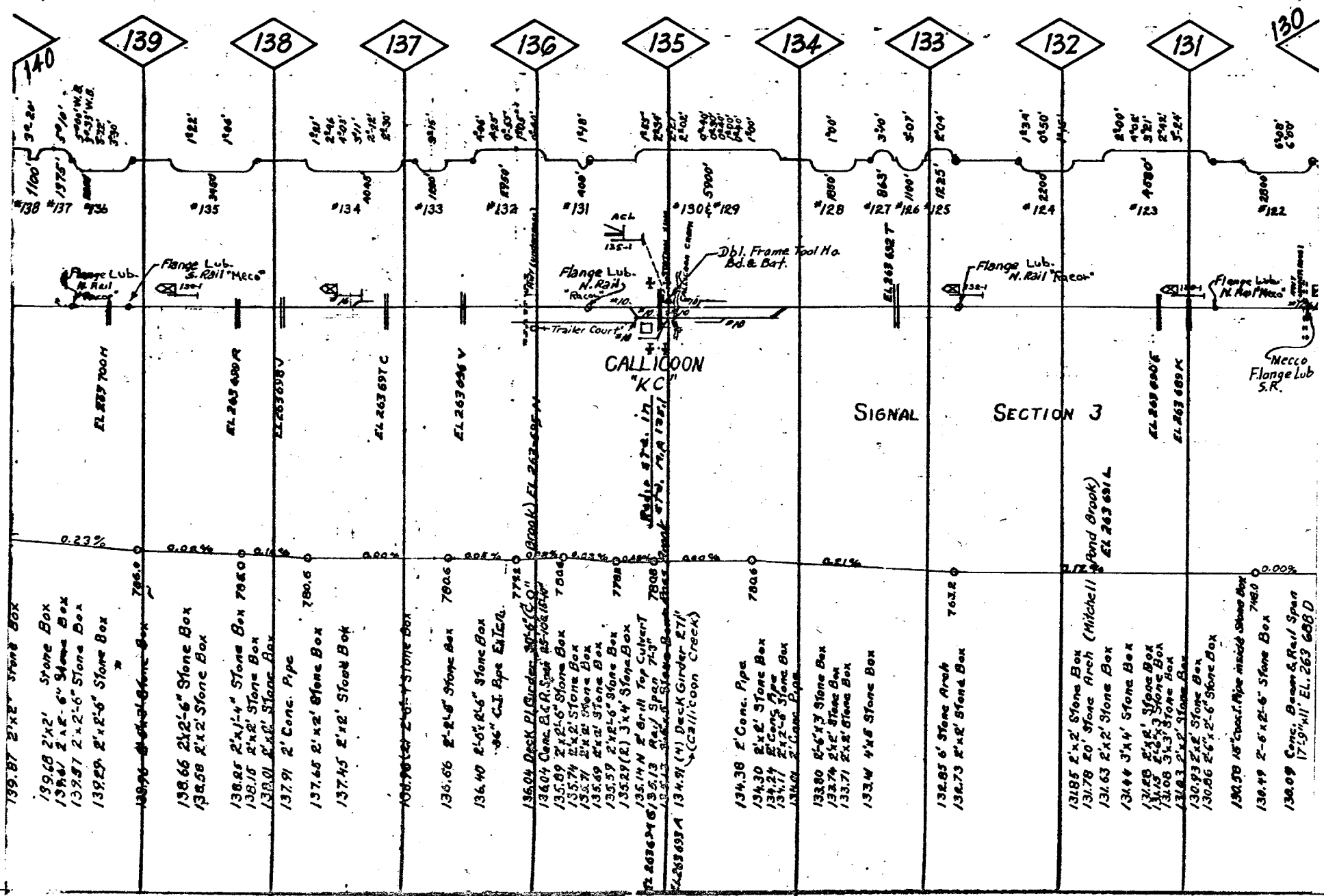
GRINDING	69 (1)										70 (1)			
WELDING	74										69			
SURFACING	74										69			
TIES	74										69			
BARS	34										69			
RAIL	31-40					31-65	32-63	31-34						
RAIL - CLEAN	70S										69S			
JOINT ST.														

002



GRINDING	69 (1)				66 (1)				70 (1)	
HELDING										
SURFACING	75E				64				71	
TIES									71	
BAR									54	
RAIL	31-36				31-37				31-44	
RAIL - CLEAN	70S								64S	
JOINT ST.									65S	
									71	

001



6302

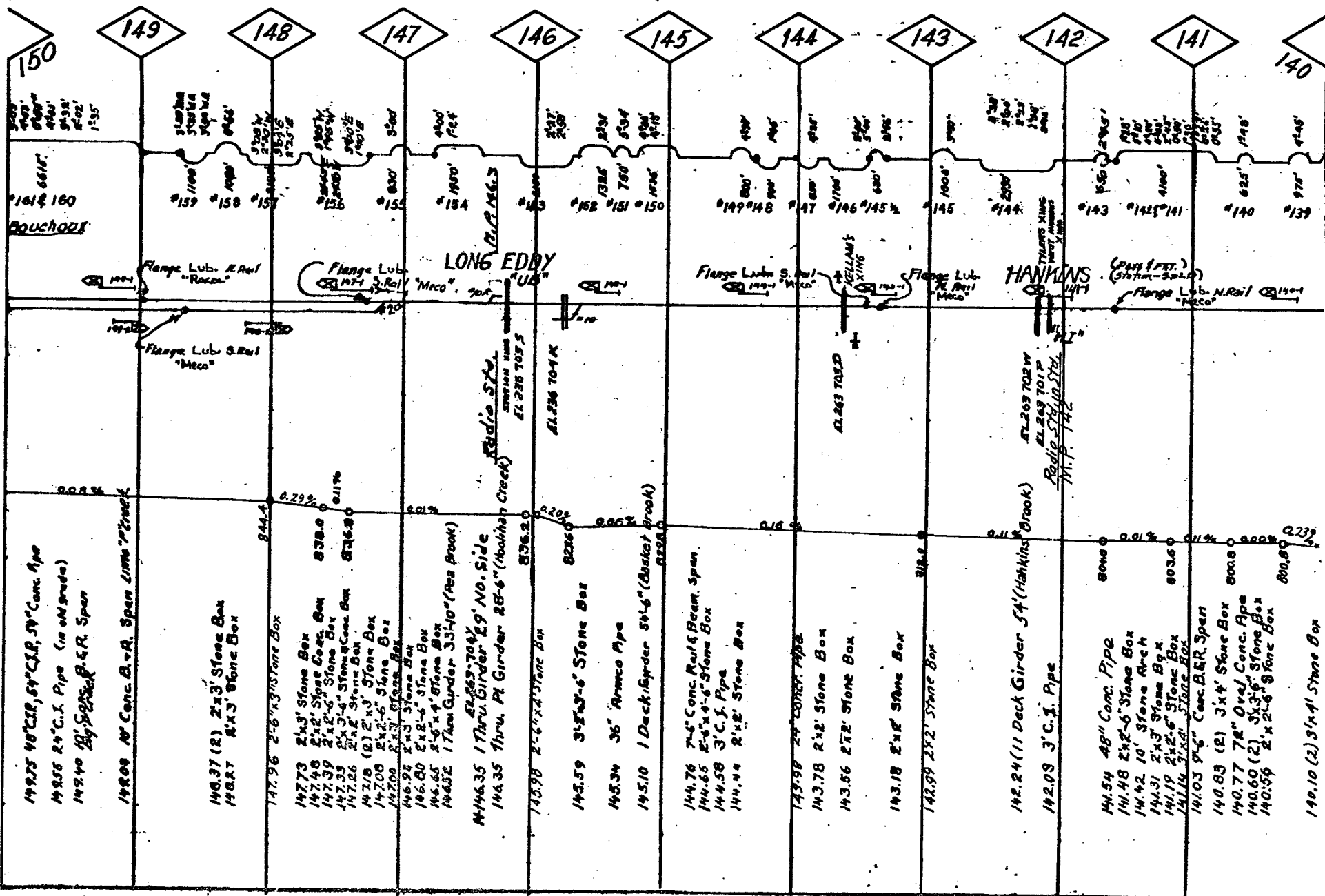
6-3-02 ATL. REG. MILL RIFT-LANESBORO MP 130.0-MP 140.0

GRINDING	70 (1)										69 (1)									
WELDING																				
SURFACING																				
TIES																				
BAR	55										54									
RAIL	32-55	30-33	31-34		695		31-35		32-54		31-42		31-34F		31-45					
RAIL - CLEAN																				
JOINT ST.											755									

001

GRINDING	66 (1)									
WELDING										
SURFACING	65									
TIES										
BAR	54									
RAIL	31-44	32-49	30-32		32-48					
RAIL - CLEAN	755									
JOINT ST.										

002

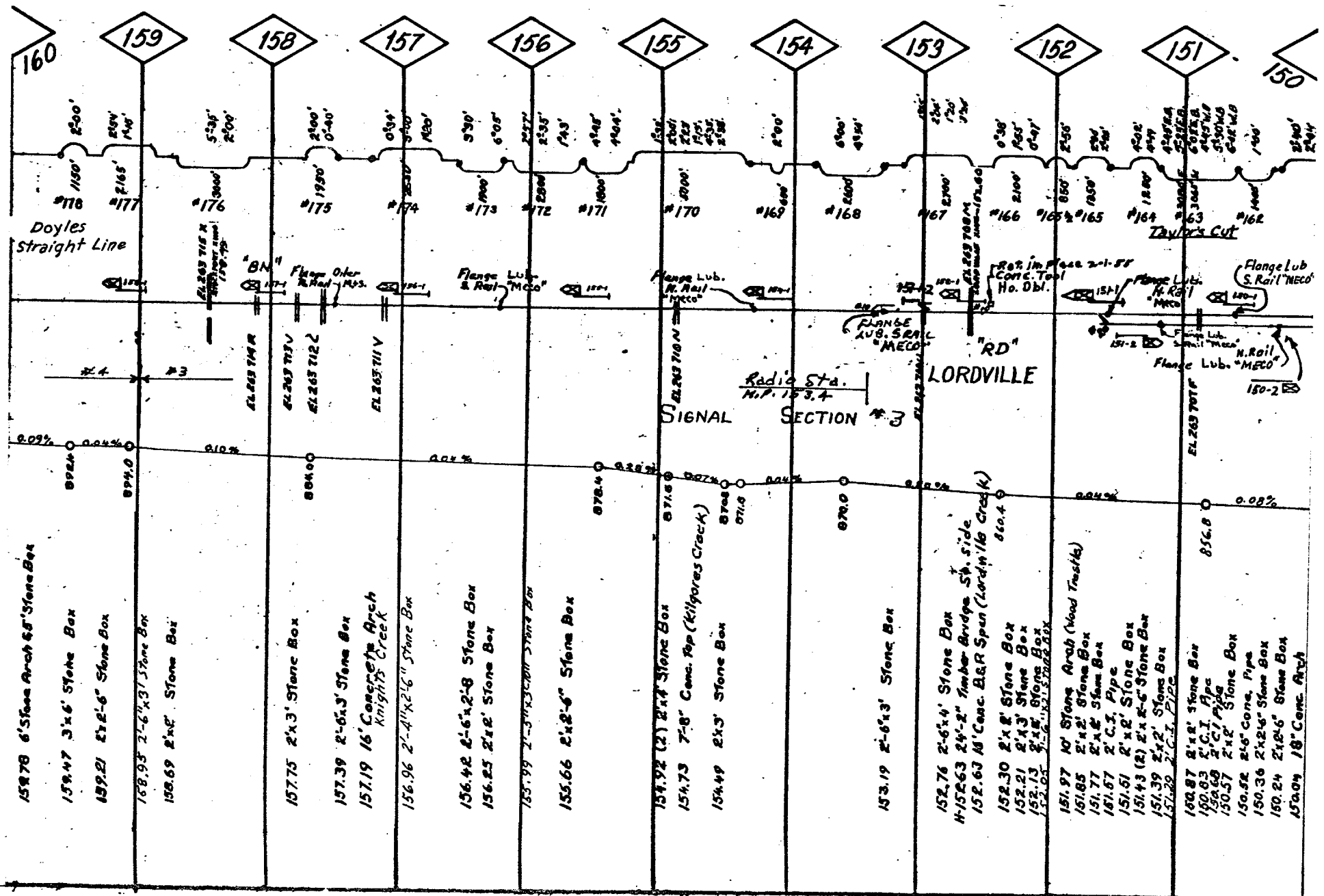


GRINDING	70 (1)									
WELDING										
SURFACING	69									
TIES	69									
BARS	69									
RAIL	69									
RAIL - CLEAN	31-VAR			55	55	59	69	75E		69
JOINT ST.				31-34			31-37	32-54		31-36 31-37 31-48F
	69S									

001

GRINDING	66 (1)									
WELDING										
SURFACING	75									
TIES	75									
BARS	52									
RAIL	31-41									
RAIL - CLEAN	75S									
JOINT ST.										

002



6-3-02 ATL. REG. MILL RIFT-LANESBORO MP 150.0-MP 160.0







GRINDING	
WELDING	
SURFACING	66
TIES	66
BAR	
RAIL	1
RAIL - CLEAN	
JOINT ST.	

001

GRINDING	
WELDING	
SURFACING	72
TIES	72
BAR	
RAIL	
RAIL - CLEAN	
JOINT ST.	72

002

6303



3' 11" M. ST. E.  
 2' 11" M. ST. E.  
 2' 11" M. ST. E.  
 2' 11" M. ST. E.

MAIN LINE, MILL RIFT-LANESBORO

"JA"

Jefferson Br.  
 D&N Ry

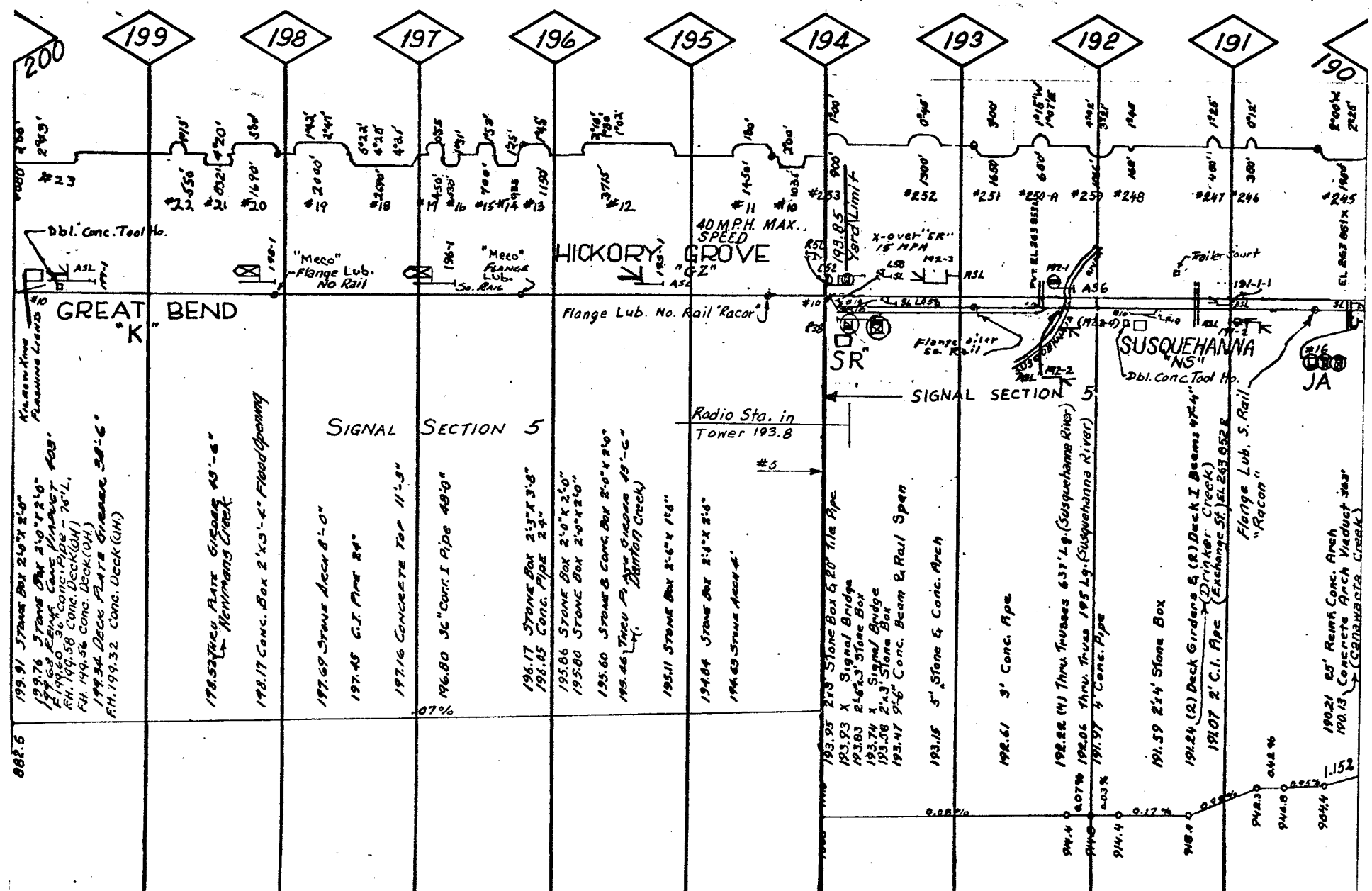
W.S.

GRINDING		67 (1)		65 (1)		66 (1)		75 (1)
WELDING								
SURFACING	64E		65				66	69
TIES								
RAIL								
RAIL - CLEAN		3132VA	31-42	31-43	32-55	31-44		31-34
JOINT ST.					725			
								66

001

GRINDING		71 (1)		75 (1)
WELDING				
SURFACING			70	
TIES			70	
RAIL				
RAIL - CLEAN			10-30	31-43
JOINT ST.	64		725	64

002

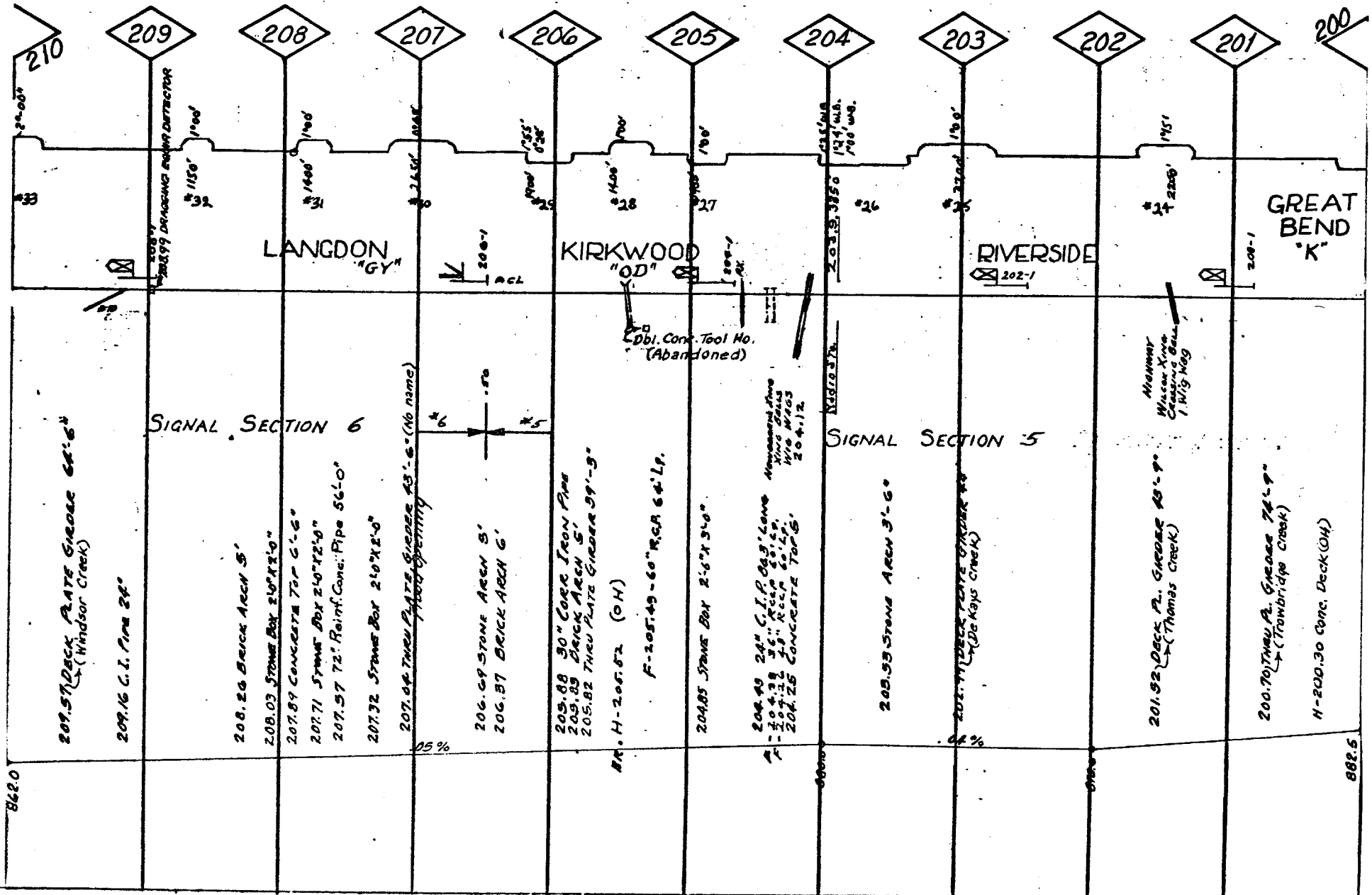


6303

6303

GRINDING	67 (1)									
PAVING	66									
SURFACING	60									64E
TIES										
BARS	56	55	31-34	56	31-66F	31-36	31-35	32-54	31-47	
RAIL										
RAIL - CLEAN										
JOINT ST.										

007

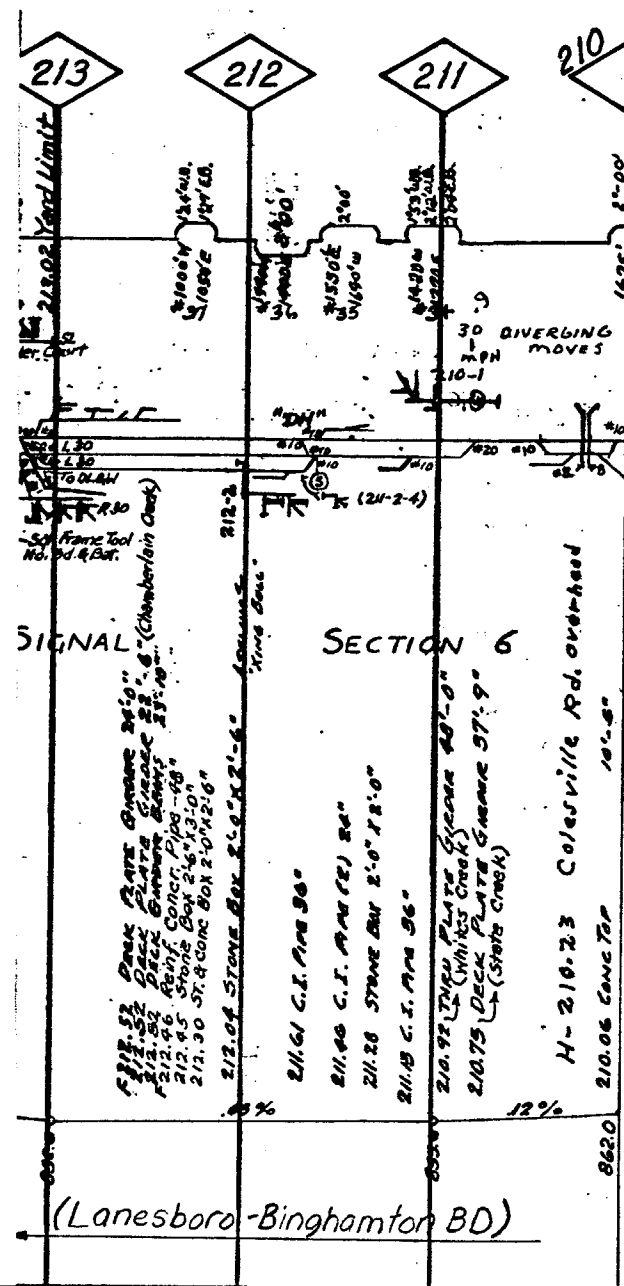


GRINDING	65 (1)	67 (1)
WELDING		
SURFACING	72	64
TIES	72	60
BAR		56
RAIL	31-45	31-43
RAIL - CLEAN	675	31-34
JOINT ST.	72	

001

GRINDING	71 (1)	
WELDING		
SURFACING	70	
TIES	70	
BAR		
RAIL	32-49	32-50
RAIL - CLEAN	725	
JOINT ST.	64	

002



6-3-03 ATL. REG. ML LANESBORO-BINGHA. MP 210.0-MP 213.2

GRINDING					
WELDING					
SURFACING					
TIES					
RAIL	31-43	10-67F	31-43	31-37	
RAIL - CLEAN					
JOINT STR.					

007

